



How Can I Improve My Teaching Skills?

Consider This

- How should I teach from the scriptures?
- Why should I ask questions when I teach?
- What types of questions should I ask?
- How can I listen better to those I teach and to the Spirit?
- How can I help people resolve their concerns?
- How can I help others overcome addictions?

You are called to teach the restored gospel to as many people as will receive you. Teaching is central to everything you do. You develop Christlike attributes, study the missionary lessons, improve your ability to speak in your mission language, and rely on the Spirit in order to teach with convincing power. The Lord stated this very simply as a commandment with a promise:

“Seek not to declare my word, but first seek to obtain my word, and then shall your tongue be loosed; then, if you desire, you shall have my Spirit and my word, yea, the power of God unto the convincing of men” (Doctrine and Covenants 11:21).

“Neither take ye thought beforehand what ye shall say; but treasure up in your minds continually the words of life, and it shall be given you in the very hour that portion that shall be meted unto every man” (Doctrine and Covenants 84:85).

The First Presidency and Quorum of the Twelve Apostles have stated: “Our purpose is to teach the message of the restored gospel in such a way as to allow the Spirit to direct both the missionaries and those being taught. It is essential to learn the [missionary lessons] but these should not be taught by rote presentation. The missionary should feel free to use his own words as prompted by the Spirit. He should not give a memorized recitation, but speak from the heart in his own terms. He may depart from the order of the lessons, giving that which he is inspired to do, according to the interest and needs of the

Notes

Notes

[individual]. Speaking out of his own conviction and in his own words he should bear testimony of the truth of his teachings" ("Statement on Missionary Work," First Presidency letter, Dec. 11, 2002).

Learn to rely on the Spirit to give you what you should say and do. By studying, developing, and using the teaching skills in this chapter, you will become a more capable instrument in the hands of the Lord. The Spirit will draw upon the knowledge and skills you have developed to help you teach more powerfully. The quality and power of your teaching will help others understand and feel the importance the restored gospel has for them. Their understanding will be influenced by your personal worthiness. Their understanding will also be influenced by how well you focus your attention on them and listen and by how well you explain the gospel, use the scriptures, share your testimony, ask questions, and invite them to make and keep commitments.

Follow the Spirit

"The Spirit is the most important single element in this work. With the Spirit magnifying your call, you can do miracles for the Lord in the mission field. Without the Spirit, you will never succeed *regardless* of your talent and ability" (Ezra Taft Benson [address given at the seminar for new mission presidents, June 25, 1986]).

Invite the Spirit

The following suggestions will help you invite the Spirit as you teach:

- Pray.
- Use the scriptures, especially the Book of Mormon.
- Bear testimony.
- Share experiences.
- Express love for the Lord and for others.

How to Begin Teaching

The first few moments with people are very important. They must learn to trust you. Begin your first visit in a warm, respectful, genuine manner. Ask a few simple questions to help you understand their religious background and their expectations regarding your visits. For example, ask, "What role has religion played in your life?" Do not, however, ask personal questions that would make them uncomfortable.

Before you begin, ask all who are present to join with you in the lesson. Encourage them to turn off the television and remove other distractions so that the Spirit of the Lord will not be hindered.

Explain that you would like to begin and end each lesson in prayer. Suggest that you will offer the opening prayer. Pray simply but fervently that the Lord will bless the people you are teaching in every aspect of their lives, and especially that they can feel the truth of what you will teach.

Demonstrate sincere interest and love for them and faith in the converting power of the gospel (see Moroni 7:43–48). As guided by the Spirit, you may express thoughts such as the following:

- Because God is our Heavenly Father, we are all brothers and sisters. We would like to refer to you as brothers and sisters.

- Each person we teach has personal challenges and concerns. No matter what your needs or concerns might be, the Savior and His teachings—the gospel—will help you.
- Our message will enable you to improve the quality of your lives. It will help you deal with the problems and challenges that we all face in life.
- Our message, which is centered in Jesus Christ, is of great value and importance.
- We all make mistakes in life, and these mistakes create feelings of guilt and shame. These feelings cannot be relieved without repentance and forgiveness. They can be fully healed through the Atonement of Christ.
- Our message cannot be learned all at once. Understanding will come over time through prayer, study, experience, and keeping God's commandments.
- We have weaknesses, as everyone does. We may not speak the language very well or be able to answer every question you have. But we have been called by a prophet of God to share what we know. We know that our message is true.
- We will be guides so that you can learn the truth of our message for yourselves. It is your choice to accept and act on the message. Therefore, you should feel free to ask questions.
- As you sincerely seek to understand our message, you may face challenges, but God will help you.
- As you accept our message, you will learn how to make covenants, or promises, with God. You will learn how to make changes to bring your lives in closer harmony with His teachings. You will want to follow the teachings of Jesus Christ and be baptized by proper authority (see John 3:5).

Before teaching the doctrine in a lesson, consider giving a simple overview of what you are going to teach. Help people see that it will have personal relevance for them. Many of the people you teach have been prepared by the Lord (see Alma 16:16–17). As you share spiritual experiences together in the first meeting, they will recognize you as servants of the Lord.


Activity: Companion Study

With your companion, practice different ways to begin a lesson using several of these suggestions.

Adjust Your Teaching to Meet Needs

Each person or family you teach is unique. Even though you will not understand all of their interests, achievements, needs, and concerns, you should seek to be sensitive to their circumstances. Regardless of needs or problems, all people are best helped as they accept and live the gospel. You will be able to adjust your teaching as you listen to the promptings of the Spirit.

Let the Spirit guide the order in which you present the lessons based on the needs, interests, questions, and situations of those you teach. You may use more than one meeting to teach the



Notes

principles in one lesson, and occasionally you may teach the contents of two lessons in a single meeting. Heavenly Father knows His children, so rely on inspiration to make these decisions as you teach. Pray for the gift of discernment, and pay attention to thoughts that come to your mind or feelings you have about what to teach.

You will need to adjust your teaching to give more attention to those commitments that are more difficult for an individual to keep. For example, one person may easily accept the Book of Mormon as the word of God, while another may struggle to accept anything but the Bible. One person may have trouble giving up tobacco but will readily accept the law of tithing.

As you plan when to teach certain doctrinal principles, be sensitive about how much new information you share. Teach at a pace that is appropriate for the person. Some will progress faster or slower than others. Make sure that you ask enough questions and listen carefully to their answers so you have a firm understanding of how quickly and how well they are learning and applying the doctrine you are presenting.

Be sensitive to time. Most teaching appointments should not last beyond 45 minutes. A teaching visit can be completed, however, in 15 or 20 minutes if needed. If the person has only 15 minutes to meet with you, adjust your teaching to respect that limitation.

Trust in the promise that the Spirit will give you “in the very hour, yea, in the very moment, what ye shall say” (Doctrine and Covenants 100:6).

Activity: Personal Study

Imagine that you are walking down the street and notice an older man struggling to place some heavy bags into a garbage can. You and your companion help him, and as a result he asks who you are. After some discussion he invites you into his home and agrees to hear your message. During the initial conversation he tells you that:

- His wife died a year ago, and he really misses her.
- He tires easily because of a heart condition.
- He wonders more now than ever before whether God exists.

What might you teach him? How could you adjust your teaching to best meet his needs and concerns?

Scripture Study

What does it mean to give “that portion that shall be meted unto every man”?

Alma 29:8	Doctrine and Covenants 84:85
-----------	------------------------------

What has the Lord promised faithful missionaries?

Doctrine and Covenants 68:2–4	Doctrine and Covenants 100:5–8	Matthew 10:19–20
-------------------------------	--------------------------------	------------------

Teach with Your Companion in Unity

The Lord has commanded, “Ye shall go forth in the power of my Spirit, preaching my gospel, two by two” (Doctrine and Covenants 42:6). Your teaching will be more powerful and interesting if you and your companion work together in unity. As you plan and study each day, discuss how you will teach so that you can be united and teach with one voice.



Your teaching will be more powerful if you and your companion alternate giving brief portions of the lesson. Avoid falling into a routine when presenting the message. Support your companion by offering a second witness to the truths of which he or she has testified. Follow your impressions when the Spirit prompts you to say something. As companions, be ready to yield to each other so that you do not hinder the guidance of the Spirit. When you speak, maintain eye contact with the person. When you are not speaking, pray for your companion and carefully observe the person's responses.

Scripture Study

How do companions support one another?

Alma 12:1	Doctrine and Covenants
Doctrine and Covenants 42:6	52:9–10

Invite Members to Help You Teach

Whenever possible invite members, preferably recent converts, to help you teach. The ideal situation is to include Church members who formerly belonged to the same church as the people you are teaching. Show the members a copy of the lesson, and discuss what you want them to teach. Discuss how to work together. For example, have the members, as appropriate, share how they were able to learn, accept, and live a particular principle in the lesson. Have them explain how they made the decision to join the Church. When members join in teaching, they will have the opportunity to feel the joy of missionary work. It also provides friendship for those you are teaching. President Thomas S. Monson taught:

During the teaching process [people] can be benefitted by the strength of a member couple's testimony who have in recent years made the step to baptism and membership. In the Canadian Mission in Ontario and Quebec, where our family lived when I presided over the mission, we found that the majority of the population belonged to perhaps three dominant faiths: Roman Catholic, Anglican, and the United Church of Canada. In every city of the mission we arranged for a newly baptized family from each of these faiths to be available to the missionaries who were in the process of teaching new [people] so that such a member couple could accompany the missionary team on perhaps the second or third visit.

Can you appreciate, for example, when missionaries [were] working with those from the United Church of Canada, the strength of testimony of [a brother and sister] who had come from the United Church of Canada. [The husband] would say, "When I joined The Church of Jesus Christ of Latter-day Saints, . . . I found the truth in its entirety. You too can make the adjustment. You too can make the same decision. In fact, let us pick you up on Sunday morning so that we can sit together in church. Then you can hear and feel for yourself. We'll be right by your side."

Anthony and Edith Belfiglio became such a fellowshiping couple to those who had Roman Catholic roots. The result was the same. It can be done. And such converts stay converted. In addition, the couples chosen to fulfill this assignment put their own roots even deeper in the rich soil of the gospel. . . . Brother Belfiglio became [an] ordained [patriarch] (missionary training satellite broadcast, Apr. 25, 2003).

Activity: Personal Study

Imagine that you have a first appointment to teach a lesson to a family in a member's home. Decide how you would prepare each of the following members to help you teach:


- A ward missionary who recently returned from a full-time mission
- A priest
- A recent convert
- The bishop

Use the Scriptures

The standard works of the Church are your basic sources for teaching the restored gospel of Jesus Christ. You may also use the words of living prophets. There are many reasons why it is vital to use the scriptures as the basis for your teaching. For example:

- The Lord and His prophets have instructed us to do so (see Doctrine and Covenants 42:12, 56–58; 71:1). A latter-day prophet counseled, “The words and the way they are used in the Book of Mormon by the Lord . . . should be used by us in teaching gospel principles” (Ezra Taft Benson, “The Book of Mormon and the Doctrine and Covenants,” *Ensign*, May 1987, 84).
- The scriptures invite the Holy Ghost into your teaching. They teach God’s word with power (see Alma 31:5).
- The scriptures answer the great questions of the soul (see 2 Nephi 32:3; Jacob 2:8).
- The scriptures give authority and validity to your teaching, even in areas without a Christian background.

Your ability to teach with power from the scriptures comes in large measure from the time you personally spend studying them. As you daily feast upon the word, your ability to teach from the scriptures will improve. In addition, your invitations to study and ponder the scriptures will be more powerful because you are doing the same thing in your life. Help people gain faith in Jesus Christ through studying the scriptures—particularly the Book of Mormon—and to gain a testimony that the scriptures are sources of revealed truth. When people come to believe the scriptures, you will be better able to help them understand the doctrine correctly. The following suggestions may help.



Introduce the scripture. Describe briefly the background and context of the passage you will use. Invite those you teach to look for particular points in the passage. When teaching people with a limited knowledge of the scriptures, you may need to begin by describing the contents of a passage, using language that they will understand. Below are examples of introducing a scripture:

- “Here in Joseph Smith’s history we have Joseph’s own words telling what happened to him as he went into the grove to pray. He said, ‘I saw a pillar of light . . .’”
- “In this passage the prophet Alma is teaching people who are poor to exercise their faith in the word of God. He compares the word of God to a seed that can be planted in our hearts. Will you begin reading verse . . .”

Read the passage. Read the verses aloud or ask the person you are teaching to read aloud. Be sensitive to those who struggle to read. If a passage is difficult for them to understand, read with them carefully and help them understand the more difficult points. Or give them a simpler passage to read. You might also define difficult words or phrases:

- “Let him ask of God, that giveth to all men liberally, and upbraideth not [‘upbraideth not’ means that God won’t find blame or fault] and it shall be given him” (James 1:5).

Some scriptural passages are clear and need no explanation. For others you may take time to explain what has been read.

Apply the scripture. “Liken” the scriptures to yourself and to those you teach by showing how the principles are relevant today (see 1 Nephi 19:23). Show them how they can apply the principles in their lives. As they do, they will come to know that the doctrine is true. Bear your testimony of the principle, and promise them blessings. For example:

- “The people of Alma, like you, had heavy burdens placed on them, almost more than they could bear. But as they exercised faith and ‘cried mightily to God,’ He strengthened them so they could endure the challenges and then delivered them from their trials. Just as He did with these people, I know God will help you in your trials as you . . .”
- “Alma’s instruction to the people at the waters of Mormon applies to us today. John, are you willing to . . .”

The people you teach will differ widely in how they view sacred texts, how familiar they are with the Bible, how well they understand scriptural language, and how deeply they believe that the Bible contains God’s word. Help all people gain an appreciation for the scriptures. By effectively using the scriptures in your teaching, you can help them begin to study the scriptures on their own. After each visit, suggest specific chapters or verses for them to read. You might give them questions to consider as they read, which you can discuss in your next meeting. This will encourage them to study the scriptures daily in their homes and participate in Church meetings and classes where the scriptures are used.

Cultural Views of Scriptures

Most religions have sacred texts or books of scripture, but their use and perception of them may be different from how members of the Church view scriptures. For example, you may need to explain that your marking of scriptures is evidence of your desire to understand and apply the teachings of the scriptures and is not a sign of disrespect. Help those you teach see that the standard works are important because they contain the word of the Lord as written by prophets of God and that we accept them as truth.

Activity: Companion Study

Review one of the following passages. Determine how you would:

- Introduce the passage.
- Provide background and context.
- Read the passage and explain its meaning.
- Explain difficult words.
- Help those you teach apply it in their lives.

Title page of the Book of Mormon; 3 Nephi 11; Moroni 10:3–8; John 17:3; Romans 8:16–17; 1 Corinthians 15:29; James 1:5; 1 Peter 3:19–20; Amos 3:7

Notes

Scripture Study

Why is it important to teach from the scriptures?

1 Nephi 19:23

Doctrine and Covenants

2 Timothy 3:15–17

2 Nephi 4:15–16

20:7–12

Teach for Understanding

People are better able to believe the message of the Restoration of the gospel when they understand the message. President James E. Faust said: “Study, ponder, and teach from the scriptures, especially the Book of Mormon and the New Testament. Know the truth so well that you can state it clearly. B. H. Roberts wrote, ‘To be known, the truth must be stated and the clearer and more complete the statement is, the better the opportunity will the Holy Spirit have for testifying to the souls of men that the work is true.’ [New Witnesses for God, 3 vols. (1909), 2:vii]. You cannot convert people beyond your own conversion” (“What I Want My Son to Know before He Leaves on His Mission,” *Ensign*, May 1996, 41).

“It is true intelligence for a man to take a subject that is mysterious and great in itself, and to unfold and simplify it so that a child can understand it.”

—PRESIDENT JOHN TAYLOR

THE GOSPEL KINGDOM, SEL. G. HOMER
DURHAM (1943), 270

You are commanded to reason with and expound the scriptures when you teach (see Doctrine and Covenants 68:1). *Expound* means to enlarge on and to explain clearly. Expounding the gospel means that you explain the meaning of the doctrine and scriptural passages simply and clearly, relying on the Spirit to guide what you say. Use dignified but conversational language to help people understand the doctrinal principles. Ask questions to help them think about the principles and to see if they understand and accept what you have taught.

At the end of each of the first three lessons in chapter 3 is a list of words that may be unfamiliar to those you teach. Part of teaching for understanding is to make sure you explain words, phrases, and ideas so that other people understand you better. You can improve your ability to explain the gospel by:

- Understanding the words you use.
- Defining words others may not understand. Many words that mean special things to members of the Church are defined simply in approved Church resources.
- Asking people questions like, “Do you know what we mean when we say . . . ?” or “Can you restate what we just talked about in your own words?”

As you study the doctrine in chapter 3, identify words you think may be difficult for someone to understand. As you teach the doctrine in chapter 3, make notes of words, phrases, and ideas that those you teach have a hard time understanding. Define those words using the resources mentioned above. Test your definitions with people you are teaching and recent converts.

Scripture Study**Why should we expound or explain doctrine carefully?**

Mosiah 8:3	3 Nephi 26:1	Doctrine and Covenants 71:1
Mosiah 27:35	Doctrine and Covenants	
Alma 12:1	68:1–5	

How do we learn? Why is it important to unfold or gradually disclose information?

2 Nephi 28:30	Doctrine and Covenants
Jacob 4:13	98:11–12
Mosiah 2:9	

Why is plainness important?

2 Nephi 25:4, 7, 28	Alma 13:23
2 Nephi 32:7	Nehemiah 8:8

How does the Lord communicate with His children?

2 Nephi 31:3	Doctrine and Covenants 1:24
--------------	-----------------------------

Ask Questions

Jesus Christ often asked questions to help people ponder and apply principles. His questions prompted thought, soul searching, and commitment.

Good questions will help you understand interests, concerns, or questions that others have. They can enhance your teaching, invite the Spirit, and help people learn.

Poor questions can intimidate, irritate, and offend people. They can also cause you to lose control of the teaching situation. Try to ask questions that:

- Are simple and easy to understand.
- Help people think about what you are teaching.
- Help you determine how well they understand what you are teaching.
- Help people apply what they learn.

As those you teach respond to these types of questions, they will feel that they can talk openly. Good questions can lead people to ask you questions when they don't understand, when they have a concern, or when they want to know what to do. Good questions can help those you teach share their feelings and by so doing discover a growing testimony. Examples of effective questions include:

- What questions do you have about what we have taught?
- Do you believe that Heavenly Father loves you? Why?
- How do we sometimes make the same error as the people in this story?



Notes


To help those you teach prepare to answer questions, you may want to say, “As I explain the importance of keeping the Sabbath day holy, ask yourself, ‘What does this commandment mean to me?’ ” Avoid asking questions that:

- Include more than one idea.
- Pertain to doctrine you have not yet taught.
- Do not have a clear purpose.
- Interrogate and pry unnecessarily.

Asking too many questions, especially in your first visit, gives the impression that you are conducting an “interrogation.” Do not ask people to give specific answers about unimportant or obvious details. This will turn a good teaching environment into a game of guessing. When you need a specific answer, it is best to ask a factual question or present the information in some other way. Avoid asking questions that might embarrass someone if they do not know the answers. Questions are most useful when asked after you have taught and testified about a key principle. Following are examples of less-effective questions:

- Who was the first prophet? (Asked before teaching about dispensations.)
- How will keeping our bodies pure help us have the Spirit and show that we are willing to follow a prophet of God? (More than one idea.)
- Is it important to know about God’s commandments? (Yes-no answer and too obvious.)
- How do you feel about the Book of Mormon? (Before they have read it.)
- What is something we can do every day that will help us feel close to God? (Vague question looking for a specific answer: pray.)
- Who was the next prophet after Noah? (Asking them to guess.)

Learn to ask questions as prompted by the Spirit. The right type of question at the right time can greatly help those you teach to learn the gospel and feel the Spirit. Likewise, the wrong type of question or a question at the wrong time can interfere with their learning. Asking appropriate questions at the right time requires that you are in tune with the Spirit, that you listen to those you are teaching, and that you focus throughout the teaching experience. Effective teaching can be hard work and requires concentration and effort on the part of you and your companion.



Activity: Personal or Companion Study

What might happen to an individual's progress if he or she encountered the following situations and you never found out about them?

- Coworkers who regularly make fun of spiritual things.
- Family members who are strong members of another church.
- Friends who believe that the Mormons are a non-Christian cult.
- A spiritual experience in reading from the Book of Mormon.

Think of a question that you would ask to learn more about each of the situations above. Write your questions in your study journal. Discuss with your companion how you might improve the questions each of you wrote for this activity.

Listen

When you listen carefully to others, you understand them better. When they know that their thoughts and feelings are important to you, they are more likely to be receptive to your teachings, share personal experiences, and make commitments. As you listen, you will be able to more effectively adapt your teaching to their needs and interests.

Especially listen for the whisperings of the Spirit. As others share their feelings with you, thoughts or ideas may enter your mind that are directed by the Spirit. You will also be able to understand what others are trying to express.

While others talk to you, avoid the tendency to think about what you are going to say. Make sure you are really concentrating on the person speaking rather than planning your response. Elder Jeffrey R. Holland taught: “More important than speaking is listening. These people are not lifeless objects disguised as a baptismal statistic. They are children of God, our brothers and sisters, and they need what we have. Be genuine. Reach out sincerely. Ask these friends what matters most to *them*. What do *they* cherish, and what do *they* hold dear? And then listen. If the setting is right, you might ask what their fears are, what they yearn for, or what they feel is missing in their lives. I promise you that *something* in what they say will *always* highlight a truth of the gospel about which you can bear testimony and about which you can then offer more. . . . If we listen with love, we won’t need to wonder what to say. It will be given to us—by the Spirit and by our friends” (“Witnesses unto Me,” *Ensign*, May 2001, 15; italics in original).

People also communicate by the way they sit, their facial expressions, what they do with their hands, their tone of voice, and the movements of their eyes. Observe these unspoken messages; they can help you understand the feelings of those you teach. Also be aware of your own body language. Send a message of interest and enthusiasm by listening sincerely.

Do not be afraid of silence. People often need time to think about and reply to questions or to express what they are feeling. You might pause after you have asked a question, after sharing a spiritual experience, or when people are having difficulty expressing themselves. Be sure to give people time to complete their thoughts before you respond, and do not interrupt while they are talking.

When you feel that you understand what is being said, make comments that show you understand, such as “So what you are saying is _____. Is that right?” or “If I understand, you are feeling that _____.” When you are not sure if you understand, ask the person for clarification.

Some people may tend to dominate the conversation and keep you from teaching the restored gospel. You will need to learn to take control of such situations tactfully. For example, “We appreciate what you are sharing with us, but that is an issue we would like to discuss later. I will ask my companion to write it down so we will be sure not to forget to treat it on a later visit.” Remember, you will help people most by teaching them the gospel of Jesus Christ.

As you listen carefully, the Spirit will help you know what to say. Listening takes effort and concentration. One missionary shared the following true experience (the names have been changed):

My companion and I were teaching the Sanchez family. It was hot and the children were making a lot of noise. I asked Sister Sanchez about her reading in the Book of Mormon. As she began to explain, I noticed that their son had grabbed my companion’s notebook and was running around the room waving it in the air. Although I was looking at Sister Sanchez, my mind was elsewhere. I thought to myself,

Notes

Notes

"It's so hot, and I wish their little boy would settle down. This just isn't going to work." As my mind wandered, I noticed that Sister Sanchez was struggling to talk. A subtle impression came into my mind to listen. I fought to tune out the heat and the noise. I carefully watched her face as she spoke. She looked down at the ground, then back up at my companion and me. Her husband was hopelessly trying to quiet the children. There was a pause, and then with trembling in her voice she said, "I did what you asked. I read those chapters you wanted me to, and I prayed." Again she paused and looked down. She glanced at her children, then her eyes met mine. "I got an answer," she said with a smile and with tear-filled eyes. "It's true, I know it's true." The Spirit filled the room. With a heart full of gratitude that I had listened, I smiled and said, "Yes, it is."

Activity: Personal or Companion Study

After reviewing the story above, either write an answer in your study journal to the questions below or discuss them with your companion.

- What might have happened if the missionary had been more concerned about his personal comfort or his companion's notebook?
- How was this person blessed because the missionary listened?

Answer the questions below:

A = Never true of me

C = Usually true of me

B = Sometimes true of me

D = Always true of me

- When I talk with others, I think of similar experiences that I can share instead of listening carefully.
- When others tell me about their feelings, I try to put myself in their shoes to see how I would feel.
- When I teach people, I am worried about what I am going to say or teach next.
- I get frustrated when people want to talk a lot.
- I struggle to follow or understand what others are trying to tell me.
- My mind often wanders while my companion is teaching.
- I get upset if someone is talking to me and others cut in or distract my attention.
- I receive spiritual promptings to say or do something, but I ignore them.

Determine what you can do to improve your ability to listen.

Develop a Good Relationship with the People You Teach

To avoid embarrassment, some people will answer questions the way they think you want them to answer rather than share true feelings. Seek to develop a relationship that allows them to be comfortable sharing their true feelings with you.

Help People Resolve Their Concerns

Some of those you teach will lack the faith to keep commitments, others will face opposition, and others will not always accept everything you share. They must make their own choices, but you will want to do all you can to answer their questions, help them resolve their concerns, and overcome opposition.

Sometimes people's concerns are like an iceberg. Only a small portion is visible above the surface. These concerns can be complex and difficult to resolve. For this reason, you need to follow the Spirit and respond in a manner best suited to the situation.



Pray for the gift of discernment and follow your impressions. Heavenly Father knows the hearts and experiences of all people (the complete iceberg) and will help you know what is best for each person.

When you help others resolve their concerns, first seek to understand their concerns by asking questions and listening. Rely on the Spirit to help you know how to help them resolve their concerns. For example, you might use a scripture to address a concern about the need for baptism, or you might share your testimony of the Prophet Joseph Smith.

Often concerns are more social than doctrinal. For example, some people might fear opposition from family members if they join the Church. Or they might fear rejection from their friends at work. Whatever the concern may be, they may have past experiences or other influences that are part of the concern that you do not understand. In many cases, members may be able to help you understand and help with their concerns.

How you approach an individual's concern will depend on the nature of that concern. Determine whether the concern has come up because the person does not have a spiritual confirmation of the truth of the Restoration or whether the person does not want to commit to living a true principle. Understanding the source of the problem in this way helps you know whether to focus on testimony or commitment.

Activity: Companion Study

Choose one invitation you extend when you teach the lessons. Then identify different concerns which might keep someone from accepting or keeping that commitment. Discuss and practice how you can best help people as they work to resolve their concerns.

Repentance and Addiction Recovery

Repentance is a spiritual process that involves humility, confession, restitution, and turning away from the sin. It is a continual commitment to improve our thoughts and actions as we work to become more like the Savior. Even when sins are repeated, repentance is available as a means of healing (see Mosiah 26:30; Moroni 6:8; Doctrine and Covenants 1:31–32).

Repentance may involve an emotional and physical process. People must stop ongoing, ingrained ways of inappropriate acting. Undesirable actions must be replaced with healthy and appropriate behaviors.

Sometimes converts, even with the best of intentions, give in to temptation as they progress toward greater self-discipline. Thus, both repentance and recovery may take considerable time. In such cases new converts seek the Lord's help, and if necessary, work with their priesthood leaders (not with the missionaries) as they seek to overcome temptation and to fully repent.

Through baptism and confirmation people receive the gift of the Holy Ghost, which will strengthen their ability to overcome these challenges. But baptism and confirmation may not fully do away with the emotional and physical urges that go along with these behaviors. Even though a person may have some initial success, further emotional healing may be necessary to completely repent and recover.

Activity: Personal or Companion Study

- Think of someone you are teaching, a recent convert, or a returning member who is trying to overcome addiction.
- Review “Faith in Jesus Christ” and “Repentance” from the “The Gospel of Jesus Christ” lesson in chapter 3.
- What could you teach this person from this lesson and from this chapter that will help him or her overcome addiction?
- Create a lesson plan to help this individual.

Helping Others Understand Repentance and Addiction Recovery

You may be asked to answer questions and concerns about addiction. You may also want to help people find answers to difficult questions related to these problems. The best thing you can do is to refer them to local priesthood leaders and encourage them to become familiar with the Church’s online Addiction Recovery Program. You may also want to encourage local Church leaders to access this same resource. Local leaders can also refer to the Church’s Provident Living website.

Here are a few suggestions regarding how you can show love and support for those struggling to overcome addiction:

- Reinforce their efforts to come unto Christ. Help them see that their efforts to recover and heal are recognized and valued by Heavenly Father and Jesus Christ and that they can be strengthened through the Savior and His Atonement. He fully recognizes the intent of their heart to do good.
- Pray for them both in your personal prayers and in your prayers with them. As appropriate, encourage them to seek a priesthood blessing from local priesthood leaders.
- Continue teaching them the gospel of Jesus Christ. Teach them that Heavenly Father, the Savior, and the Holy Ghost love them and want their success.
- Encourage them to attend church regularly and develop friendships with members.
- Be positive and supportive—especially if they relapse.

Latter-day Saints can best help new members remain active by being their friends. Members should reach out to those you are teaching and to new converts with a warm, positive attitude. Visitors and new converts will often respond favorably when greeted with a smile, when sincerely asked about how they are doing, when others sit by them during meetings, and when they are invited to a family dinner or home evening.

Because it is likely that some people may return to an addiction, priesthood leaders and members



© 2000 Simon Dewey. Do not copy.



should not be shocked or discouraged if they learn that someone you are teaching or a new member may be struggling with such problems. They should show love toward the individual and not be judgmental if the person yields to an old craving. They should treat it as a temporary and understandable setback. Condemning the person being taught or the new convert is never helpful and may lead to discouragement, feelings of failure, and inactivity. A new convert who suddenly stops attending church may have given in to an old addiction and may be feeling unworthy and discouraged. An immediate visit giving encouragement and support can help the person succeed. Members should show in word and action that the Church is a place where the love of Christ can be found (see 3 Nephi 18:32). Elder Dale G. Renlund has counseled, “We must not only be tolerant while others work on their individual illnesses; we must also be kind, patient, supportive, and understanding” (“Latter-day Saints Keep on Trying,” *Ensign* or *Liahona*, May 2015, 57).

Remaining active in the Church and striving to live faithfully are important things people can do as they work to overcome addiction.

Activity: Personal Study

Think of some habit you have—something you do frequently, without thinking, such as cracking your knuckles, adjusting your glasses, eating too much, or sleeping too late. Now try to go one day without doing it once. When you succeed, try to go a whole week without doing it. Discuss your experience with your companion. Then try to imagine how much harder it is for someone you are teaching to conquer an addiction to pornography or harmful substances such as tobacco, alcohol, or drugs.

Leave Something Behind

At the conclusion of each teaching visit, provide the people you teach with something to read and ponder in preparation for the next meeting. You might assign them chapters from the Book of Mormon to study or encourage them to use approved Church resources (both print and digital), such as Gospel Library, to find answers to a concern, research a topic, or watch a video. The people you teach should always be given something to think about, to ponder, and to pray about. This can become an opening topic of discussion the next time you meet.

Activity: Companion Study

Review the Church-approved items you have available to leave with people. Are there other items you need to obtain so you can share them with the people you teach? Make a list of the items you need to order.

Consider each person you are scheduled to teach this week. What chapters in the Book of Mormon will be most helpful to them? What other items would benefit them? Record what you intend to provide each person and what you will do to follow up during your next visit.

Teach the Restored Gospel to Those without a Christian Background

Some of the people whom you will teach may not believe in Heavenly Father and Jesus Christ or have a Christian tradition. Many of these people, however, will have beliefs, practices, and places which they hold sacred. As a servant of God, it is essential that you show proper respect for their religious beliefs and traditions. Do not do anything that would show disrespect for that which is important to them.

Notes

Notes

You may wonder how you should adjust your teaching approach for these people. It will be helpful to remember that in order to be converted, all of God's children, regardless of background, must develop faith in Jesus Christ, repent, receive the ordinances of baptism and confirmation, and endure to the end by keeping the commandments and giving service. The principles that help others build faith in Jesus Christ are the same in all cultures. You can find valuable resources for teaching those without a Christian background in Gospel Library under the "Missionary" section.

You can help people gain a correct understanding of God as our Heavenly Father and develop faith in Jesus Christ by helping them have personal spiritual experiences rather than simply telling them about the nature of God. For example, you will help people gain this understanding as they:

- Gain a spiritual conviction that God the Father and His Son, Jesus Christ, appeared to the Prophet Joseph Smith.
- Hear your sincere teaching and testimony of the gospel, including why you chose to follow Jesus Christ.
- Frequently hear you and other members talk to Heavenly Father in a simple, heartfelt prayer.
- Hear you bear powerful testimony.
- Pray with you and on their own.
- Come to learn how you feel about the scriptures as you read and discuss them.
- Read God's word from the scriptures daily (especially the Book of Mormon).
- Attend church so they can see how we worship the Lord.
- Meet members of the Church who can explain how they came to believe in Heavenly Father and Jesus Christ.
- Keep the commandments.

These activities are beneficial for all people you teach, but they are essential when teaching those without a Christian background because these people are less likely to have had these experiences previously.

Many converts from non-Christian backgrounds report that they did not understand much of what the missionaries were saying but that they felt the Spirit and wanted to do what the missionaries asked. Do all you can to help people understand the doctrine of the gospel. Be patient and supportive, as it may take some time for people to learn to identify and express the feelings they have inside. You may need to adjust the pace and depth of your teaching to help them understand. As you prepare to teach those without a Christian background, the following suggestions may help:

- Provide simple overviews and reviews for each lesson.
- Ask them to tell you what they understand and what they have experienced.
- Take the time to define essential words and principles. Those you teach may not be familiar with many of the words you will use as you teach.
- Return to a previously taught lesson to teach the doctrine more clearly. This may be necessary any time in the teaching process.

Scriptural Examples

The scriptures contain examples of missionaries who have taught those who did not believe in God or who misunderstood His true nature. Study the scriptures below, and then explain to your companion or record in your study journal how these missionaries helped people gain a testimony that God exists.

- Alma and Amulek (Alma 9–12; 15)
- Ammon and Aaron (Alma 17–22)
- Alma (Alma 30)
- Alma and others (Alma 31–35)
- Paul (Acts 17:16–34)

Activity: Companion Study

When possible, identify a convert who was not part of a Christian tradition before meeting with the missionaries. Arrange to meet with him or her, and ask about his or her conversion experience. For example, you might ask what led the person to believe in God, the first time he or she prayed, the first time he or she felt an answer to prayer, the role of the scriptures in his or her conversion, and what it was like to attend Sunday services. Write what you learn in your study journal.

Remember This

- As people are taught the restored gospel and live it, their needs will be met.
- Plan and study each day with your companion to be united and to teach with one voice.
- Share your testimony frequently.
- The scriptures, especially the Book of Mormon, are your basic sources for teaching.
- Pray for the gift of discernment to know when to use the skills described in this chapter.

Notes

Notes

Ideas for Study and Application

Personal Study

- Assume you are placed in the following situations. How might you use the principles and skills in this chapter to help these people progress? Plan how you would apply them in each situation.
 - While walking through a park, you see a woman and a small boy sitting alone on a bench. The woman is crying.
 - You arrive at the home of someone who has been preparing for baptism, and the person tells you that he or she no longer wants to meet with you.
 - You are meeting for the seventh time with an individual who has been taught by several missionaries over a two-year period. There have been few if any signs of progress.
 - You are beginning to teach a member family a gospel message, and they say, “We have already asked everyone we know to meet with the missionaries, and they have all said no.”
- Select one of the missionary lessons. Identify one or two scripture passages from each main principle. Practice teaching from those passages as outlined in the “Use the Scriptures” section of this chapter.
- Over the course of several weeks, review the Savior’s teachings in the Gospels (Matthew, Mark, Luke, John) and 3 Nephi. In your study journal, make a list of the questions He asked. Compare these questions with the questions you typically ask.
- Read the account of Ammon and King Lamoni in Alma 18 and the account of Aaron in Alma 22:4–18. As you read, identify and describe how Ammon and Aaron:
 - Followed the Spirit and taught with love.
 - Began to teach.
 - Adapted their teachings to meet needs.
 - Bore testimony.
 - Used the scriptures.
 - Asked questions, listened, and resolved concerns.
 - Encouraged those they taught to make commitments.
- Ponder the following statements by President Harold B. Lee regarding teaching for understanding. Evaluate how clearly you teach the doctrine of the gospel. Record what you learn in your study journal.

“May you stay with the context of the scripture and reduce it to understandable terms” (*The Teachings of Harold B. Lee*, sel. Clyde J. Williams [1996], 444).

“Now you as teachers are not being sent out to teach new doctrine. You’re to teach the old [doctrine], not so plain that they can just understand, but you must teach the [doctrine] of the Church so plainly that no one can misunderstand” (*The Teachings of Harold B. Lee*, 458).

Companion Study

- Review your lesson plan from a recent lesson you have taught. Write one question for each of the major principles outlined in your plan. Then review your

questions to see whether they are in harmony with what is taught in this chapter. Next, answer each question as though you were someone being taught. Revise your questions as needed. Share your questions with your companion. Together, evaluate your questions.

Consider the needs of someone you are teaching. Discuss how he or she might answer your questions. Also discuss how these questions may invite the Spirit and help them learn the gospel.

- Think of the new people you are teaching. Discuss what you can do to help them progress. Write your ideas in your study journal and make plans in your daily planner.

District Council, Zone Conferences, and Mission Leadership Council

- Invite members or those currently being taught to your meeting. Explain to the group that you want missionaries to improve their ability to share their important message. Select a lesson and a skill. Have the missionaries teach the person or people the lesson you have selected for 20 minutes, focusing on the skill you have identified. Have them switch who they teach after 20 minutes. After the missionaries have had an opportunity to teach, bring the group together and have the person or people tell the missionaries what was most effective and one way they can improve.
- Show video examples of missionaries teaching or contacting people. Select a skill and discuss as a group how well the missionaries in the video applied the principles for that skill.
- Select a skill or an important aspect of a skill, and identify doctrine or scripture passages that support the skill. Teach the doctrinal foundation of the skill to the missionaries.

Mission President, His Companion, and His Counselors

- Occasionally accompany missionaries as they teach. Plan with them how you can participate in the teaching.
- Encourage priesthood and auxiliary leaders to accompany missionaries in their teaching visits and provide feedback.
- Demonstrate the effective use of scriptures, questions, and listening when teaching missionaries in zone conferences, mission leadership council, interviews, and while teaching with them.

Notes