

The Book of Mormon: Another Testament of Jesus Christ (Christmas)

Lesson
46

Purpose To teach the children that the Book of Mormon is a second witness of Jesus Christ.

Preparation

1. Prayerfully review 1 Nephi 10:4; 11:13, 15, 18; 2 Nephi 25:19; 29:8; Mosiah 3:5; Alma 7:10; Helaman 14:2–5; Isaiah 7:14; Matthew 1:21; 2:1–2, 9–10; 20:19; Luke 1:35; 2:8, 10–12; and John 3:16. Then study the lesson and decide how you want to teach the children the scripture account. (See “Preparing Your Lessons,” p. vi, and “Teaching from the Scriptures,” p. vii.)
2. Select the discussion questions and enrichment activities that will involve the children and best help them achieve the purpose of the lesson.
3. Materials needed:
 - a. A Book of Mormon for each child.
 - b. A Bible.
 - c. Name tags or scarves and shawls for the children to wear during the attention activity.
 - d. Pictures 4-9, Jesus the Christ (Gospel Art Picture Kit 240; 62572); 4-10, The Birth of Jesus (Gospel Art Picture Kit 200; 62116); 4-21, King Benjamin Addresses His People (Gospel Art Picture Kit 307; 62298); 4-42, Samuel the Lamanite on the Wall (Gospel Art Picture Kit 314; 62370); 4-44, World Map; and 4-45, Jesus Teaching in the Western Hemisphere (Gospel Art Picture Kit 316; 62380).

Suggested

Lesson

Development

Invite a child to give the opening prayer.

Attention Activity

Display the picture The Birth of Jesus. Explain that the New Testament records the birth of Jesus in Jerusalem. The Book of Mormon is a second written witness of Jesus Christ and tells what happened in the Americas when he was born.

Have four children take the parts of Lehi (600 B.C.), King Benjamin (124 B.C.), Alma (83 B.C.), and Samuel the Lamanite (6 B.C.). Have the children read each prophet’s prophecy about the birth of Jesus Christ from the following references: Lehi, 1 Nephi 10:4; King Benjamin, Mosiah 3:5; Alma, Alma 7:10; and Samuel the Lamanite, Helaman 14:2.

As each prophet is identified, let one child hold the picture of the prophet as another child reads the scripture.

- What signs of Jesus Christ’s birth were given in Bethlehem? (Luke 2:6–14; Matthew 2:1–2.) Which sign was seen in Bethlehem and in America? (3 Nephi 1:21.) What were the other signs given in America? (3 Nephi 1:15, 19.)

Scripture Account	<p>Using the pictures at appropriate times, teach the accounts of Jesus Christ's birth and mission as told in the Bible and the Book of Mormon. (For suggested ways to teach the scripture accounts, see "Teaching from the Scriptures," p. vii.) Emphasize that the Bible was written in and around Jerusalem and that the Book of Mormon was written thousands of miles from Jerusalem in America.</p> <p>Explain that the Bible and Book of Mormon were written by several different prophets. As passages are read or referred to, tell the children whether they were written by prophets in the Holy Land as recorded in the Bible or by Book of Mormon prophets from America.</p>
Discussion and Application Questions	<p>Study the following questions and the scripture references as you prepare your lesson. Use the questions you feel will best help the children understand the scriptures and apply the principles in their lives. Reading the references with the children in class will help them gain insights into the scriptures.</p> <ul style="list-style-type: none"> • Six hundred years before the Savior's birth, what did Nephi say the name of the Son of God would be? (2 Nephi 25:19.) What did Nephi and Isaiah prophesy about the Savior's mother? (1 Nephi 11:13, 18; Isaiah 7:14.) What did Alma prophesy would be the name of the mother of the Son of God? (Alma 7:10.) • Who was Jesus' Father? (Luke 1:35. Heavenly Father.) Who was Joseph? (Joseph was Mary's husband. Explain that even though Heavenly Father was the Father of both Jesus Christ's body and spirit, Joseph took care of Jesus and raised him as a father would raise a son.) Just before the birth of Jesus, what did the angel tell Joseph to name the baby? (Matthew 1:21.) • What signs did Samuel the Lamanite give about the birth of Jesus? (Helaman 14:2–5.) What signs were given in Jerusalem? (Luke 2:8, 10–12; Matthew 2:1–2, 9–10.) • Why is it important that we have two scriptural witnesses of the birth and mission of Jesus Christ? (2 Nephi 29:8.) • Why did Heavenly Father send his Son, Jesus Christ, to earth? (2 Nephi 9:21–22; 3 Nephi 27:13–14; John 3:16.) • How does Heavenly Father want us to show our gratitude for Jesus Christ? (Alma 7:23–24.)

Enrichment Activities





- You may use one or more of the following activities any time during the lesson or as a review, summary, or challenge.
1. Let the children follow the example of Jesus Christ by choosing an individual gift of service to give to someone for Christmas. Give each child a pencil and a piece of paper to write about their gift and how they plan to give the service.
 2. Ask the children to share family traditions that remind them of the birth and life of Jesus Christ. Younger children may like to draw a picture of their family participating in the tradition.
 3. Display picture 4-9, Jesus the Christ (Gospel Art Picture Kit 240; 62572). Let each child tell a Christmas experience that helps him or her remember Jesus Christ throughout the year.

4. Compare some of the Savior's teachings in the Bible with those in the Book of Mormon, such as the following: Matthew 5:16 and 3 Nephi 12:16; Matthew 7:12 and 3 Nephi 14:12; and Matthew 5:44 and 3 Nephi 12:44.
5. The calendar included at the end of the lesson may be used in one or more of the following ways:
 - Make a copy of the calendar for each child to color and take home as a gift for the family. This calendar could be used during the year as a reminder to follow Jesus Christ.
 - Read the ideas to the children and let them choose some they want to do.
 - Make a copy of the calendar and cut out each section. The children can choose those ideas they want to take home as reminders.
 - Using the calendar as a pattern, have the children make their own calendars.
 - Draw the calendar on a poster for display in the classroom.
6. Sing or read the words to "Away in a Manger" (*Children's Songbook*, p. 42) or "He Sent His Son" (*Children's Songbook*, p. 34).

Conclusion

Testimony	<p>Share your testimony that Jesus Christ is the Son of God. Express gratitude for having the Bible and the Book of Mormon as witnesses of Jesus Christ's life and mission.</p> <p>Give the children an opportunity to express their feelings about the Savior and what he means to them. Challenge the children to take time during the Christmas season to think about Jesus Christ and all he has done for us.</p>
Suggested Family Sharing	Encourage the children to share with their families a specific part of the lesson, such as a story, question, or activity, or to read with their families the "Suggested Home Reading."
Suggested Home Reading	<p>Suggest that the children study 1 Nephi 11:12–24 and 2 Nephi 29:8 at home as a review of this lesson.</p> <p>Invite a child to give the closing prayer.</p>

Give Loving Service

SUNDAY	MONDAY	TUESDAY	WEDNESDAY	THURSDAY	FRIDAY	SATURDAY
	Have some friends over for family home evening 	 Visit the sick	Really listen to someone 	 Forgive someone	Give a sincere compliment 	 Call and cheer someone up
 Write to a missionary	Volunteer to do the dishes 	 Make a treat for the bishopric	Share your smile 	 Send a letter to someone	Think good thoughts about someone 	 Take a meal to someone who is sick
 Give someone a ride to church	Share a talent 	 Bake 2 and share 1	Hug someone 	 Read to a small child	Try to understand someone's feelings 	 Make a new friend
Make someone feel welcome at church 	 Share a treat for family home evening	Tell a friend what you like about him or her 	Do someone a favor 	 Show someone you care	Smile at a frowning face 	Visit an elderly neighbor 
Help a busy mother with her children at church 	Say "I love you" 	Clean your room without being asked 				