



# FINDING STRENGTH IN THE LORD

EMOTIONAL RESILIENCE





Published by  
The Church of Jesus Christ of Latter-day Saints  
Salt Lake City, Utah

© 2021 by Intellectual Reserve, Inc.  
All rights reserved.

Version: 1/20  
PD60013152 000

Printed in the United States of America

# MESSAGE FROM THE FIRST PRESIDENCY

Dear Brothers and Sisters:

The Lord has declared, “It is my purpose to provide for my saints” (Doctrine and Covenants 104:15). This revelation is a promise from the Lord that He will provide blessings and open the door of self-reliance, which is the ability for us to provide the necessities of life for ourselves and our family members.

This workbook has been prepared to help members of the Church learn and put into practice principles of faith, education, hard work, and trust in the Lord. Accepting and living these principles will better enable you to receive the strength promised by the Lord.

We invite you to diligently study and apply these principles and teach them to your family members. As you do so, your life will be blessed. You will learn how to act on your path toward greater self-reliance. You will be blessed with greater hope, peace, and progress.

Please be assured that you are a child of our Father in Heaven. He loves you and will never forsake you. He knows you and is ready to extend to you the spiritual and temporal blessings of self-reliance.

Sincerely,

The First Presidency

# CONTENTS

For Facilitators .....	iv
Building Emotional Strength in the Lord .....	1
Healthy Thinking Patterns .....	19
Our Bodies and Emotions .....	39
Managing Stress and Anxiety .....	55
Understanding Sadness and Depression .....	75
Overcoming Anger .....	93
Managing Addictive Behaviors .....	109
Building Healthy Relationships .....	127
Providing Strength to Others .....	143
Moving Forward with Faith .....	159
Letter of Completion .....	178

## FOR FACILITATORS

Thank you for your willingness to serve as a facilitator. In this role, you will be part of something wonderful. Your efforts will help lead a small group of individuals to become more emotionally resilient as they live gospel principles and learn practical skills. You don't need to be an expert, and you are not responsible for what others bring up; just follow the materials and rely on inspiration from the Spirit and the group.

Facilitating this group is different than other self-reliance courses. While this course can work with groups of various sizes, experience has shown that the ideal group size for this course is 8 to 10 participants. The topics in this manual are sensitive, so some participants may become very emotional. If this happens, please be as understanding as possible. Most group participants will also be quick to lend support to others.

If these materials are used with youth groups, it is recommended that participants be at least 16 years old and that two adults be present. If you have concerns about a youth's safety because of something he or she shares in a meeting, please let the parent or guardian know.

Below are some situations you may encounter and some possible responses.

SITUATION	POSSIBLE RESPONSE
Sharing goes over the designated time.	Choose a member of the group to be a timekeeper. "I appreciate how important this is to you, but we need to move on to stay within time."
A participant shares too much or dominates group discussion.	"Thank you for sharing. We need to provide opportunities for others to share."
A participant uses graphic detail to describe a situation or challenge.	"That sounds like a tough situation. I'd like to remind you, and all of us, that we don't really have the time or training to handle that issue."

## RESPONDING TO CHALLENGING SITUATIONS

If emotions continue to escalate during a meeting, consider suggesting a short break. Pull the participant aside. You may ask that participant, “Are you OK? You seem really upset. Is there anything I can do to help?” The facilitator should check that all participants are OK before they leave the meeting. If the participant becomes threatening or harms anyone, ask the person to leave, call law enforcement, and notify priesthood leaders immediately. Become familiar with Meetinghouse Security Guidelines, which are available through your bishop.

**Read:** *This group is for educational purposes only. It is not group therapy or professional treatment for mental health issues. If you are worried about the safety of someone in the group, try to reach out to him or her to ensure that person's safety. If you are unable to do so, you may need to contact your local authorities to make sure your group member is safe.*

**DO****BEFORE EACH MEETING**

- Download videos. (See “Manuals and Videos” at [srs.ChurchofJesusChrist.org](http://srs.ChurchofJesusChrist.org).)
- Check that video equipment works.
- Review the chapter briefly.
- Prepare yourself spiritually.

**DURING EACH MEETING**

- Start and end on time.
- Open and close each meeting with a prayer.
- Encourage everyone to share if they want to.
- Choose a timekeeper.
- Encourage everyone to participate.
- Be a group member. Make, keep, and report your commitments.
- Have fun and celebrate success.
- Trust and follow the workbook.

**AFTER EACH MEETING**

- Evaluate yourself using the “Facilitator Self-Assessment” (after this section).
- Contact and encourage members during the week.
- Update the stake self-reliance specialist on the group’s progress.

**DO NOT****BEFORE EACH MEETING**

- Prepare a lesson.

**DURING EACH MEETING**

- Teach or act as the expert.
- Speak more than others.
- Answer every question.
- Be the center of attention.
- Sit at the head of the table.
- Stand up to facilitate.
- Skip the “Ponder” section.
- Give your opinion after each comment.
- Change or enhance the activities.



## FACILITATOR SELF-ASSESSMENT

After each group meeting, review the statements below. How well are you doing?

HOW AM I DOING AS A FACILITATOR?	Never	Some-times	Often	Always
1. Everyone participates equally.	<input type="checkbox"/>	<input type="checkbox"/>	<input type="checkbox"/>	<input type="checkbox"/>
2. I let group members answer questions instead of answering them myself. I talk less than other group members.	<input type="checkbox"/>	<input type="checkbox"/>	<input type="checkbox"/>	<input type="checkbox"/>
3. I follow the workbook as written and complete all sections and activities.	<input type="checkbox"/>	<input type="checkbox"/>	<input type="checkbox"/>	<input type="checkbox"/>
4. I contact group members during the week.	<input type="checkbox"/>	<input type="checkbox"/>	<input type="checkbox"/>	<input type="checkbox"/>
5. I share my excitement and love for each group member.	<input type="checkbox"/>	<input type="checkbox"/>	<input type="checkbox"/>	<input type="checkbox"/>
6. I stay within the recommended time for each section and activity.	<input type="checkbox"/>	<input type="checkbox"/>	<input type="checkbox"/>	<input type="checkbox"/>
7. I make time for the "Ponder" section so the Holy Ghost can guide group members.	<input type="checkbox"/>	<input type="checkbox"/>	<input type="checkbox"/>	<input type="checkbox"/>
8. I help ensure that every group member who wants to can report on his or her commitments.	<input type="checkbox"/>	<input type="checkbox"/>	<input type="checkbox"/>	<input type="checkbox"/>

HOW IS MY GROUP DOING?	Never	Some- times	Often	Always
1. Group members encourage and demonstrate support for each other.	<input type="checkbox"/>	<input type="checkbox"/>	<input type="checkbox"/>	<input type="checkbox"/>
2. Group members keep their commitments.	<input type="checkbox"/>	<input type="checkbox"/>	<input type="checkbox"/>	<input type="checkbox"/>
3. Group members are achieving both temporal and spiritual results.	<input type="checkbox"/>	<input type="checkbox"/>	<input type="checkbox"/>	<input type="checkbox"/>
4. Action partners regularly contact and encourage each other during the week.	<input type="checkbox"/>	<input type="checkbox"/>	<input type="checkbox"/>	<input type="checkbox"/>



# 1

## BUILDING EMOTIONAL STRENGTH IN THE LORD

---

### MY FOUNDATION PRINCIPLE

- Exercise Faith in Jesus Christ

### EMOTIONAL VALUES AND SKILLS

1. What Is Emotional Resilience?
2. Accepting Challenges as Part of God's Plan for Us
3. Using Agency to Act Responsibly
4. The Blessings of Change
5. Expressing Gratitude Daily

## GETTING STARTED—Maximum Time: 20 Minutes

**Have an opening prayer.**

**Introduce yourselves.** Each of you take one minute to share your name and something about yourself.

### WELCOME TO OUR SELF-RELIANCE GROUP!

**Read:** Because your Heavenly Father loves you, He sent His Son Jesus Christ to strengthen you during any situation you face in life.

This group will help you learn spiritual and practical skills to help each of us better care for our body, mind, emotions, and relationships. As you attend this course, work with Heavenly Father and Jesus Christ to know how to apply what you learn to your life and the lives of those you love. These meetings will be a safe place for honest sharing as this group follows the principle of confidentiality and uses language and behavior that invites the Spirit. You are invited to share personal experiences; rather than focusing on problems, share solutions you have found or that you would like to try.

**Read:** *This group is for educational purposes only. It is not group therapy or professional treatment for mental health issues. If you believe you are experiencing chronic issues with depression, stress and anxiety, anger, addiction, or other mental health issues, you should seek professional help.*

### HOW DOES THE GROUP WORK?

**Read:** Self-reliance groups work like a council. There is no teacher or expert. Instead, you follow the materials as they are written. Each group meeting lasts from 90 to 120 minutes. Your ability to connect with each other will help you feel the Spirit and become more emotionally resilient. With the guidance of the Spirit, you will help each other:

- Contribute equally to discussions and activities. No one, especially the facilitator, should dominate the conversation.

- Stay within the allotted time given for sharing.
- Love and support each other. Show interest, ask questions, and be sensitive to others' feelings.
- Share positive and relevant comments; avoid sharing graphic details.
- Make and keep commitments.

**Watch:** “My Self-Reliance Group,” available at [srs.ChurchofJesusChrist.org/videos](https://srs.ChurchofJesusChrist.org/videos) [4:01]. (No video? Read the following section, “Without a Teacher, How Will We Know What to Do?”)

**Discuss:** What made the group in the video successful? What will we do as a group to increase the possibility of having a life-changing experience?

## WITHOUT A TEACHER, HOW WILL WE KNOW WHAT TO DO?

**Read:** It’s easy. Simply follow the materials. Each chapter in the workbook has five parts:

**Report:** Discuss the progress you made during the week on your commitments.

**My Foundation:** Review a gospel principle that will lead to greater spiritual self-reliance.

**Learn:** Learn practical skills that will lead to greater temporal self-reliance.

**Ponder:** Listen for inspiration from the Holy Ghost on how to act on what you have learned.

**Commit:** Promise to act on commitments during the week that will help you progress. You will also share what you learn each group meeting with family or friends.

## HOW TO USE THIS WORKBOOK

WHEN YOU SEE THESE PROMPTS, FOLLOW THESE DIRECTIONS				
Read	Watch	Discuss	Ponder	Activity
One person reads aloud for the whole group.	The whole group watches the video.	Group members share thoughts for two to four minutes.	Individuals quietly consider, meditate, and write for two to three minutes.	Group members work individually or with others for the specified time.

**Read:** While this manual is often used in self-reliance groups organized by a stake or ward, it can also be used anytime with family, friends, or neighbors who want to review it together.

**Read:** *Remember that what is shared during group meetings is confidential. The opinions expressed in our group are those of individuals and do not represent the views or the doctrine of The Church of Jesus Christ of Latter-day Saints.*



## MY FOUNDATION: EXERCISE FAITH IN JESUS CHRIST—Maximum Time: 20 Minutes

**Ponder:** Ask yourself, “How does my faith in Jesus Christ help me handle hard times?”

**Watch:** “Exercise Faith in Jesus Christ,” available at [srs.ChurchofJesusChrist.org/videos](https://srs.ChurchofJesusChrist.org/videos) [1:43]. (No video? Read the transcript for “Exercise Faith in Jesus Christ.”)

### EXERCISE FAITH IN JESUS CHRIST

If you are unable to watch the video, read this script.



**Elder David A. Bednar:**

Taking action is the exercise of faith. The children of Israel are carrying the ark of the covenant. They come to the River Jordan. The promise is they will cross over on dry land. When does the water part? When their feet are wet. They walk into the river—act. Power follows—the water parts.

We oftentimes believe, “I’m going to have this perfect understanding, and then I’m going to transform that into what I do.” I would suggest that we have enough to get started. We have a sense of the right direction. Faith is a principle—the principle—of action and of power. True faith is focused in and on the Lord Jesus Christ and always leads to action.

(See “Seek Learning by Faith” [address to Church Educational System religious educators, Feb. 3, 2006], [ChurchofJesusChrist.org/media-library](https://ChurchofJesusChrist.org/media-library).)

**Read:** The following scripture passage and statements by Church leaders:

“And neither at any time hath any wrought miracles until after their faith; wherefore they first believed in the Son of God” (Ether 12:18).

“Faith in God includes faith in His purposes as well as in His timing. We cannot fully accept Him while rejecting His schedule” (Neal A. Maxwell, *That Ye May Believe* [Salt Lake City: Bookcraft, 1992], 84).

“Faith in Jesus Christ propels us to do things we otherwise would not do. Faith that motivates us to action gives us more access to His power. We also increase the Savior’s power in our lives when we make sacred covenants and keep those covenants with precision. Our covenants bind us to Him and give us godly power” (Russell M. Nelson, “Drawing the Power of Jesus Christ into Our Lives,” *Ensign* or *Liahona*, May 2017, 41).

“We can feel joy even while having a bad day, a bad week, or even a bad year!

“My dear brothers and sisters, the joy we feel has little to do with the circumstances of our lives and everything to do with the focus of our lives.

“When the focus of our lives is on God’s plan of salvation . . . and Jesus Christ and His gospel, we can feel joy regardless of what is happening—or not happening—in our lives. Joy comes from and because of Him. He is the source of all joy” (Russell M. Nelson, “Joy and Spiritual Survival,” *Ensign* or *Liahona*, Nov. 2016, 82).

**Discuss:** Why is faith necessary for God to strengthen us temporally, emotionally, and spiritually?



## ACTIVITY

---

**Step 1:** As a group, read the quotes below.

**Step 2:** Discuss how acting on these prophetic priorities can help you have more faith in Jesus Christ.

### Prophetic Priorities and Promises

“The more we know about the Savior’s ministry and mission—the more we understand His doctrine and what He did for us—the more we know that He can provide the power that we need for our lives” (Russell M. Nelson, “Drawing the Power of Jesus Christ into Our Lives,” *Ensign or Liahona*, Apr. 2017, 39).

“Your faith will grow not by chance, but by choice. . . . When was the last time that you read the Book of Mormon from cover to cover? Read it again. It will increase your faith” (Neil L. Andersen, “Faith Is Not by Chance, but by Choice,” *Ensign or Liahona*, Nov. 2015, 66–67).

“Ordinances that are received worthily and remembered continually open the heavenly channels through which the power of godliness can flow into our lives. . . . The Sabbath day and the holy temple are two specific sources of divine help instituted by God to assist us in rising above the level and corruption of the world” (David A. Bednar, “Exceeding Great and Precious Promises,” *Ensign or Liahona*, Nov. 2017, 91–92).

---

**Commit:** I will choose one thing to do this week to strengthen my faith in Jesus Christ.



## LEARN—Maximum Time: 60 Minutes

### 1. WHAT IS EMOTIONAL RESILIENCE?

**Read:** To become like the Savior, everyone will need to face challenges and hardships during this life. Dealing with life’s challenges successfully requires faith in Jesus Christ and emotional resilience. Emotional resilience is:

- The ability to adapt to emotional challenges with courage and faith centered in Jesus Christ.
- Helping yourself and others the best you can.
- Reaching out for additional help when needed.

This course is designed to strengthen you spiritually and teach you some basic skills for dealing with life’s challenges and disappointments. You’ll also learn from the experiences and help of other group members.

**Ponder:** Ask yourself, why do you want to be more emotionally resilient? Write your answer below.

---

---

---

---

---

### 2. ACCEPTING CHALLENGES AS PART OF GOD’S PLAN FOR US

**Read:** As the Father of our spirits, God is perfect, has all power, and knows all things. He loves each of us, and our progress is His work and glory. His plan for us is to grow and change until we become like Him. He allows us to be challenged, and if we respond in faith, the Lord will strengthen us and help us grow to become more like him. Being emotionally resilient helps us to be patient and grow from these challenges.

“No pain that we suffer, no trial that we experience is wasted. It ministers to our education, to the development of such qualities as patience, faith, fortitude and humility. All that we suffer and all that we endure, especially when we endure patiently, builds up our characters, purifies our hearts, expands our souls, and makes us more tender and charitable . . . and it is through sorrow and suffering, toil and tribulation, that we gain the education that we come here to acquire” (Elder Orson F. Whitney, as quoted in Spencer W. Kimball, *Faith Precedes the Miracle* [1972], 98).

**Watch:** “He Is Building a Palace,” available at [srs.ChurchofJesusChrist.org/videos](https://srs.ChurchofJesusChrist.org/videos) [1:19].

**Discuss:** How have challenging experiences helped you grow in your life?

### 3. USING AGENCY TO ACT RESPONSIBLY

**Read:** Even when bad things happen around us, we still get to choose how we respond. Taking responsibility for how we react, even when facing challenges, brings peace and power.

“As sons and daughters of our Heavenly Father, we have been blessed with the gift of moral agency, the capacity for independent action and choice. Endowed with agency, you and I are agents, and we primarily are to act and not just be acted upon. To believe that someone or something can *make* us feel offended, angry, hurt, or bitter diminishes our moral agency and transforms us into objects to be acted upon. As agents, however, you and I have the power to act and to choose how we will respond” (David A. Bednar, “And Nothing Shall Offend Them,” *Ensign* or *Liahona*, Nov. 2006, 90).

Challenges or unexpected changes may seem unfair. We may be tempted to respond in ways that are unproductive and not Christlike:

- Blame others
- Make excuses
- Rebel
- Complain
- Find fault
- Doubt
- Give up

- Procrastinate
- Get angry
- Indulge in self-pity
- Allow fear to rule
- Self-justify

Becoming emotionally resilient involves recognizing these responses in ourselves and using our agency to choose a more appropriate response.

**ACTIVITY (5 minutes)**

---

With a partner, review each situation below. Using the list in the previous paragraph, think of some of the unproductive responses that would apply to each situation. Discuss how we are tempted to respond and ways we can “act for [ourselves] and not to be acted upon” (2 Nephi 2:26).

SITUATION	UNPRODUCTIVE RESPONSES	WAYS TO ACT RESPONSIBLY (2 NEPHI 2:26)
<p><b>Example</b>  <i>You weren't selected for a job you really wanted.</i></p>	<p><i>Get angry and blame others.</i>  <i>Doubt your abilities.</i>  <i>Lose hope you'll find a good job and quit trying.</i></p>	<p><i>Ask for feedback from others.</i>  <i>Find new skills you can learn or things that would give you more experience.</i>  <i>Apply for other jobs.</i></p>
<p>You were misjudged or embarrassed by someone you care about.</p>		
<p>You made a mistake that hurt another individual.</p>		
<p>Someone was dishonest with you and you lost money.</p>		
<p>You have an illness that limits your ability to do things you could do in the past.</p>		

---

**Discuss:** When have you used your agency to act responsibly? How did it help you?

**Watch:** “Mountains to Climb,” available at [srs.ChurchofJesusChrist.org/videos](https://srs.ChurchofJesusChrist.org/videos) [5:05].

**Discuss:** Despite their challenges, what did the individuals in the video do to allow the Lord to help them?

**Read:** “Having faith in Jesus Christ is to trust that because of His atoning sacrifice He will correct all injustices, restore all things lost, and mend all things broken, including hearts. He will make all things right, not leaving any detail unattended” (Lynn G. Robbins, “Be 100 Percent Responsible” [Brigham Young University devotional, Aug. 22, 2017], [speeches.byu.edu](https://speeches.byu.edu)).

**Discuss:** How can faith in Jesus Christ help us endure challenges well?

#### 4. THE BLESSINGS OF CHANGE

**Read:** “At one time or another we’ve all heard some form of the familiar adage: ‘Nothing is as constant as change.’ Throughout our lives, we must deal with change. Some changes are welcome; some are not. There are changes in our lives which are sudden, such as the unexpected passing of a loved one, an unforeseen illness, the loss of a possession we treasure. But most of the changes take place subtly and slowly” (Thomas S. Monson, “Finding Joy in the Journey,” *Ensign* or *Liahona*, Nov. 2008, 84).

The Lord assures us that if we humble ourselves before Him, He can help us change for the better. “And if men come unto me I will show unto them their weakness. I give unto men weakness that they may be humble; and my grace is sufficient for all men that humble themselves before me; for if they humble themselves before me, and have faith in me, then will I make weak things become strong unto them” (Ether 12:27).

**ACTIVITY (5 minutes)**

---

Each week we will learn new skills to help us “act for [ourselves] and not to be acted upon” (2 Nephi 2:26). Consider something you want to improve. If you have a change in mind, use the space below to record your ideas and impressions. If not, as you review the topics in this manual, you will likely discover ways that you want to change, and you can come back and record your thoughts and feelings here.

Something I want to change:

---

---

---

---

How could my life be different when I make this change?

---

---

---

---

---

**5. EXPRESSING GRATITUDE DAILY**

**Read:** During these group meetings, one of your commitments each week will include writing down at least one thing you are grateful for each day. Expressing gratitude doesn't mean that you deny or ignore feelings of pain or discouragement. It does mean that you acknowledge the blessings Heavenly Father has given you. For example, it could be when someone was kind to you or when you appreciated something you saw, smelled, heard, touched, or tasted.

**Watch:** “Grateful in Any Circumstance,” available at [srs.ChurchofJesusChrist.org/videos](https://srs.ChurchofJesusChrist.org/videos) [1:06].

**Discuss:** When has gratitude helped you or others experience happiness?



## PONDER—Maximum Time: 5 Minutes

*Individually think about what you have learned today, and consider what God would have you do. Read the quote and write your responses to the questions below.*

*“Through your faith, Jesus Christ will increase your ability to move the mountains in your life, even though your personal challenges may loom as large as Mount Everest” (Russell M. Nelson, “Christ Is Risen; Faith in Him Will Move Mountains,” Liahona, May 2021, 102).*

What are the most meaningful things I learned today?

---

---

---

---

What is one thing I will do as a result of what I learned today? (This could be your personal commitment for the week. If you can't think of a commitment, some potential ideas are listed below.)

---

---

---

---

**Commitment** ○ Read from the Book of Mormon every day.

**Ideas:** ○ Show my faith by attending church and taking the sacrament.



## ACTION PARTNERS

### THE BENEFIT OF ACTION PARTNERS

**Read:** With the help of others, you can accomplish great things. For example, missionaries have companions for support. In our groups, we have action partners. Action partners help each other keep commitments by:

- Calling, texting, or visiting each other during the week.
- Talking about what we learned in the group meeting.
- Encouraging each other to keep commitments.
- Counseling together about challenges.
- Praying for each other.

**Discuss:** How has another person helped you accomplish something difficult in the past?

**Read:** Being an action partner is not hard or time consuming. To start the conversation, you could ask:

- What did you like about our last group meeting?
- What good things have happened to you this week?
- How have you used the My Foundation principle this week?

The most important part of the discussion will be helping each other keep commitments. You could ask:

- How are you doing with your commitments?
- If you haven't kept some of them, do you need help?
- How can I best support your efforts?



**ACTIVITY (5 minutes)**

---

**Step 1:** Choose someone in the group to be your action partner for this week.

- You may change partners each week if desired.
- Ideally, action partners are the same gender and are not family members.

---

*Action partner's name and contact information*

**Step 2:** Write down how and when you will contact each other.

SUN	MON	TUES	WED	THURS	FRI	SAT



## COMMIT —Maximum Time: 5 Minutes

*Each week we make commitments. Your response in the “Ponder” section could become your personal commitment for the week. When we meet next week, we will begin by reporting on our commitments. Read through the following commitments. Besides contacting and supporting your action partner(s), decide which of the commitments below you will commit to. Please read each of your commitments aloud to your action partner. Promise to keep your commitments, and then sign below.*

### MY COMMITMENTS

- A** I will act on one way to strengthen my faith in Jesus Christ.
  - B** I will write down one thing I am grateful for each day and thank God for it.
  - C** I will work on my personal commitment from the “Ponder” section.
  - D** I will contact and support my action partner.
  - E** I will share what I’ve learned with my family or friends.
- 

\_\_\_\_\_  
*My signature*

\_\_\_\_\_  
*Action partner's signature*







## 2

# HEALTHY THINKING PATTERNS

---

### MY FOUNDATION PRINCIPLE

- Our Divine Identity and Purpose

### EMOTIONAL VALUES AND SKILLS

1. Our Thoughts Influence Our Emotions
2. Recognizing Inaccurate Thinking Patterns
3. Responding to Triggers
4. Creating More Accurate Thinking Patterns
5. Changing Our Thinking Takes Practice



## REPORT—Maximum Time: 15 Minutes

### STEP 1: EVALUATE WITH YOUR ACTION PARTNER (5 MINUTES)

Take a few minutes to think about how you did with your commitments last week. Draw a circle around the color that represents how you felt you did with each commitment. For example, the red circle means you gave very little effort, the yellow circle represents some effort, and the green circle is for significant effort. Share your evaluation with your action partner.

	● Very little effort	● Some effort	● Significant effort	Action Partner Initials
<b>A</b> I acted on one way to strengthen my faith in Jesus Christ.	●	●	●	
<b>B</b> I wrote down one thing I am grateful for each day.	●	●	●	
<b>C</b> I worked on my personal commitment.	●	●	●	
<b>D</b> I contacted and supported my action partner.	●	●	●	
<b>E</b> I shared what I learned with my family or friends.	●	●	●	

### STEP 2: SHARE YOUR EXPERIENCES WITH THE GROUP (5 MINUTES)

As a group, share the things you learned last week while working on your commitments. The questions below might help the discussion.

**Discuss:** What experiences did you have while practicing the My Foundation principle?

How did you become more accepting of change?

### STEP 3: CHOOSE ACTION PARTNERS (5 MINUTES)

Choose an action partner from the group for this coming week. Ideally, action partners are the same gender and are not family members.

Take a couple of minutes to meet with your action partner. Introduce yourselves, and discuss how you will contact each other throughout the week.

\_\_\_\_\_

*Action partner's name*

\_\_\_\_\_

*Contact information*

Write down how and when you will contact each other this week.

SUN	MON	TUES	WED	THURS	FRI	SAT



## MY FOUNDATION: OUR DIVINE IDENTITY AND PURPOSE—Maximum Time: 20 Minutes


**Ponder:** What is the worth of my soul to God?

**Read:** “Remember the worth of souls is great in the sight of God; for, behold, the Lord your Redeemer suffered death in the flesh; wherefore he suffered the pain of all men, that all men might repent and come unto him” (Doctrine and Covenants 18:10–11).

**Watch:** “Our True Identity,” available at [srs.ChurchofJesusChrist.org/videos](https://srs.ChurchofJesusChrist.org/videos) [3:39]. (No video? Read the transcript for “Our True Identity.”)

### OUR TRUE IDENTITY

If you are unable to watch the video, read this script.



#### **President Dieter F. Uchtdorf:**

Much of the confusion we experience in this life comes from simply not understanding who we are.

One of the most beloved storytellers of all time was the Danish writer Hans Christian Andersen. In one of his stories, “The Ugly Duckling,” a mother duck discovers that one of her newly hatched chicks is unusually large and very ugly. The other ducklings cannot leave the ugly child alone. They punish him mercilessly.

The ugly duckling decides it would be better for everyone if he left his family, and so he ran away. Then one day he sees flying overhead a flock of majestic birds. He takes flight and follows them to a beautiful lake. The ugly duckling looks into the water and sees a reflection of a magnificent



swan. The ugly duckling realizes that the reflection is his own! He has discovered who he really is.

Think of where you come from. You are sons and daughters of the greatest, most glorious being in the universe. He loves you with an infinite love. He wants the best for you. This knowledge changes everything. It changes your present. It can change your future. And it can change the world.

If only we understood who we are and what is in store for us, our hearts would overflow with such gratitude and happiness that it would enlighten even the darkest sorrows with the light and love of God.

Of course there will always be voices telling you that you are foolish to believe that you are swans, insisting that you are but ugly ducklings and that you can't expect to become anything else. But you know better. You are no ordinary beings. You are glorious and eternal.

I plead with you—just look into the water and see your true reflection! It is my prayer and blessing that when you look at your reflection, you will be able to see beyond imperfections and self-doubts and recognize who you truly are: glorious sons and daughters of Almighty God. In the sacred name of Jesus Christ, amen.

**Read:** The following statements by Church leaders:

“You are a child of God. He is the Father of your spirit. Spiritually you are of noble birth, the offspring of the King of Heaven. Fix that truth in your mind and hold to it” (Boyd K. Packer, “To Young Women and Men,” *Ensign*, May 1989, 54).

“Be careful how you characterize yourself. Don't characterize or define yourself by some temporary quality. The only single quality that should characterize us is that we are a son or daughter of God. That fact transcends all other characteristics, including race, occupation, physical characteristics, honors, or even religious affiliation” (Dallin H. Oaks, “How to Define Yourself,” *New Era*, June 2013, 48).

“You are unique. One of a kind, made of the eternal intelligence which gives you claim upon eternal life.

“Let there be no question in your mind about your value as an individual. The whole intent of the gospel plan is to provide an opportunity for each of you to reach your fullest potential, which is eternal progression and the possibility of godhood” (Spencer W. Kimball, “Privileges and Responsibilities of Sisters,” *Ensign*, Nov. 1978, 105).

**Discuss:** Why is remembering our true identity and potential so important?

**ACTIVITY (5 minutes)**

**Read:** Heavenly Father wants us to value ourselves the way He sees us and not as the world judges. Satan uses discouragement to cause us to doubt God’s love for us and our divine nature and purpose.

**Step 1:** With a partner, read the differences between *worth* and *worthiness* in the table below (see Joy D. Jones, “Value beyond Measure,” *Ensign* or *Liahona*, Nov. 2017, 13–15).

WORTH	WORTHINESS
Our worth to God never changes.	Our worthiness does change.
Our worth was determined before we ever came to earth. We are everything to God.	Our worthiness is achieved through obedience.
God’s love for us is infinite and eternal. We don’t have to “earn” it.	If we sin, we are less worthy but never worth less to God. We still matter to Him.
God wants us to see ourselves and others as He sees us.	God wants us to continue to repent so we can be worthy of all the blessings He wants to give us.

**Step 2:** Discuss with your partner why Satan would want us to believe our worth and worthiness are the same. How does thinking poorly about ourselves hold us back?

**Read:** “We cannot gauge the worth of another soul any more than we can measure the span of the universe. Every person we meet is a VIP to our Heavenly Father. Once we understand that, we can begin to understand how we should treat our fellowmen” (Dieter F. Uchtdorf, “You Are My Hands,” *Ensign* or *Liahona*, May 2010, 69).

**Discuss:** Why is it important to see others as God sees them? How can we develop this spiritual gift?

**Commit:** I will identify one way to remember my divine identity this week.

---



---



## LEARN—Maximum Time: 60 Minutes

### 1. OUR THOUGHTS INFLUENCE OUR EMOTIONS

**Read:** Your thoughts are important. How you talk about yourself and how you think about things impact how you feel and how resilient you can be. Your thoughts also play a great role in how you interact with others and perceive the world around you. The scriptures teach, “For as he thinketh in his heart, so is he” (Proverbs 23:7).

Knowing how much power your thoughts have over your emotions, both the Savior and the adversary seek to influence your thoughts. The Savior asks us to “look unto [Him] in every thought” with faith, without doubt or fear (Doctrine and Covenants 6:36).

**Watch:** “Am I Good Enough?” available at [srs.ChurchofJesusChrist.org/videos](https://srs.ChurchofJesusChrist.org/videos) [3:28].

**Discuss:** How can “look[ing] unto [the Savior] in every thought” remind you that you are good enough?

### 2. RECOGNIZING INACCURATE THINKING PATTERNS

**Read:** We might frequently find ourselves focusing our thoughts on what is wrong or negative. Inaccurate thinking patterns may lead us to see the worst possible outcomes to a situation. These distorted thoughts cause us to feel bad about ourselves and others. We all experience negative thoughts, but sometimes we get stuck in them and don’t see the inaccurate thinking pattern and how it is hurting our emotional health. Read the accompanying list “Common Inaccurate Thinking Patterns,” and then discuss the question that follows the list. Consider identifying one or two of these thinking patterns that you use most.

COMMON INACCURATE THINKING PATTERNS		
Thinking Patterns	Explanation	Example
All or Nothing	Seeing something or someone as all good or all bad. Look for phrases with words like <i>always</i> and <i>never</i> .	"I <i>always</i> say the wrong thing."
Mislabeling	Taking something that happened and making a broad or incorrect statement.	"The relationship ended, so I'm <i>not good enough</i> ."
Jumping to Conclusions	Interpreting others' thoughts or assuming the worst possible outcome.	"I bet <i>everyone</i> is laughing at me."
Personalizing	Blaming yourself or someone else for a situation that in reality involved many factors.	"They didn't call me back, so <i>they must be mad at me</i> ."
Emotional Reasoning	Judging a situation based on how you feel.	"I feel guilty. I <i>must have</i> done something bad."
Overgeneralization	Applying one experience and generalizing it to all experiences.	"I did poorly on this assignment, so why should I stay in the class?"
Negative Mental Filter	Focusing on a negative detail and dwelling on it.	"It feels like nothing went well today. It was just failure after failure."
Discounting the Positive	Rejecting all positive experiences because you don't feel like they count.	"It doesn't matter if my daughter ate breakfast. She threw so many tantrums throughout the rest of the day!"
Magnification	Exaggerating your weaknesses or comparing them to others' strengths.	"I barely cook dinner for my family, and when I do, it's nothing like <i>her</i> dinners."
"Should" Statements	Telling yourself how things should or should not be.	"I <i>shouldn't</i> have messed up like that."

**Discuss:** Why do we sometimes think these ways?

### 3. RESPONDING TO TRIGGERS

**Read:** A trigger is something that causes an automatic reaction in our thoughts, feelings, and behaviors. Triggers may include things you see, think, feel, and experience. They can be impacted by your mood, the time of day, energy level, relationships, places, events, or other situations. When your automatic reaction to a trigger is inappropriate, you can learn better ways to respond.

#### ACTIVITY (10 minutes)

---

**Step 1:** We have defined what triggers are and how and when you might experience them. Answer the following questions on your own; they will help you identify where, when, and with whom your triggers may happen. Then list a few triggers that occur repeatedly in your life.

What mood(s) do I struggle with the most?

---

---

What days of the week or times of day are hardest for me?

---

---

What types of people are difficult for me to be around?

---

---

What situations or events are most difficult for me?

---

---

What are a few triggers that occur repeatedly in my life?

---

---

**Step 2:** As a group, review some common triggers. Read the example and then fill out the other two triggers together. First, identify how the trigger might make you feel. Then fill out common responses and healthier alternatives.

TRIGGER AND RESPONSE CHART			
Trigger	How Did I Feel Because of the Trigger?	How Did I React?	How Can I Respond?
<b>Example</b> <i>Going to a party where you don't know anyone</i>	<i>Overwhelmed and judged</i> <i>Stressed by so many people around me</i> <i>Pressured to be someone they want me to be</i>	<i>Hid in another room and isolated myself</i> <i>Avoided conversation</i> <i>Stayed by the food</i> <i>Browsed on my phone</i>	<i>Invite a friend to go with me</i> <i>Focus on gratitude</i> <i>Tell myself that I am good enough</i>
Being around someone you don't get along with			
Hearing or seeing a negative message about me or someone I love			

**Step 3:** On your own, select one of the triggers you wrote down in step 1. Write down how you feel because of the trigger. Then fill out common responses you have and healthier alternatives.

TRIGGER AND RESPONSE CHART			
Trigger	How Did I Feel Because of the Trigger?	How Did I React?	How Can I Respond?

**Discuss:** How can being aware of our triggers help us respond better?

## 4. CREATING MORE ACCURATE THINKING PATTERNS

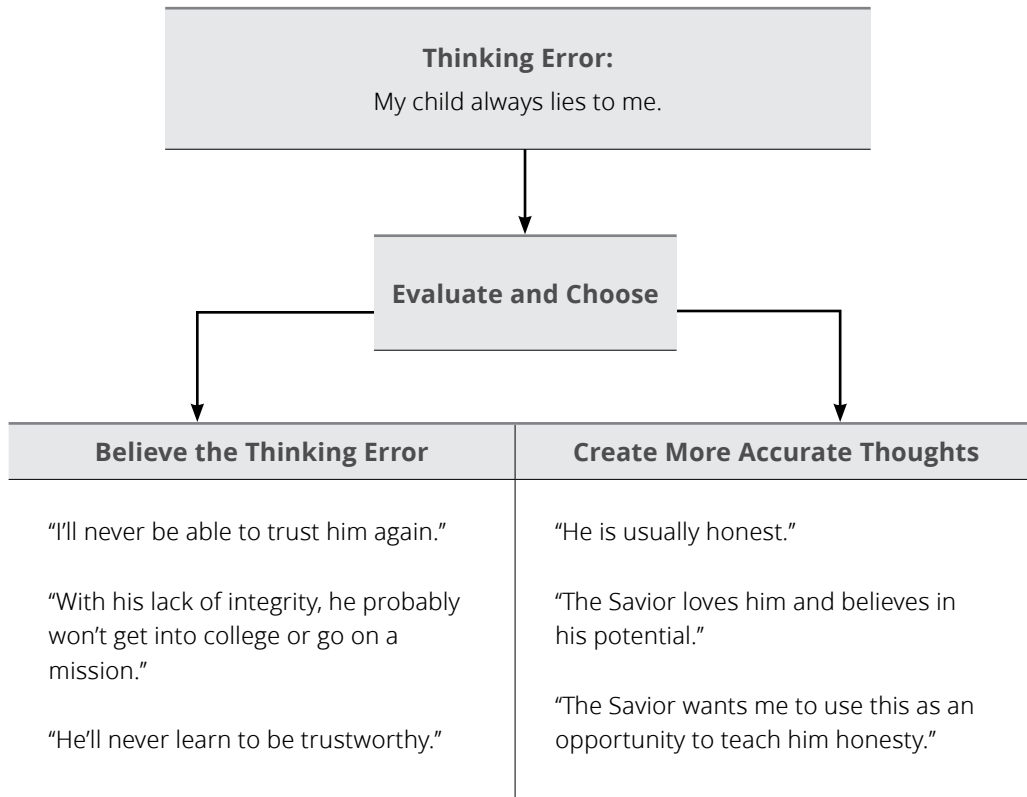
**Read:** After you identify your inaccurate thinking patterns, the next step is to try and change them to more accurate, truthful thoughts. You can invite the Savior's influence by challenging your thoughts and asking whether they are true (see John 8:32). Here are some questions you can use to challenge your inaccurate thoughts:

- Considering all the evidence, is the thought I'm having 100 percent accurate?
- Is this something the Savior would want me to think or feel?
- Is this thought all or nothing—all good or all bad, win or lose, true or false?
- Does thinking this way help me or hurt me?
- How do I feel when I have this thought?
- What do I know about myself and others that tells me this is not true?
- What would I tell my best friend or someone I respected if they thought these things?

**Discuss:** Why is it important to challenge thinking errors and create more accurate thoughts?

**ACTIVITY (15 minutes)**

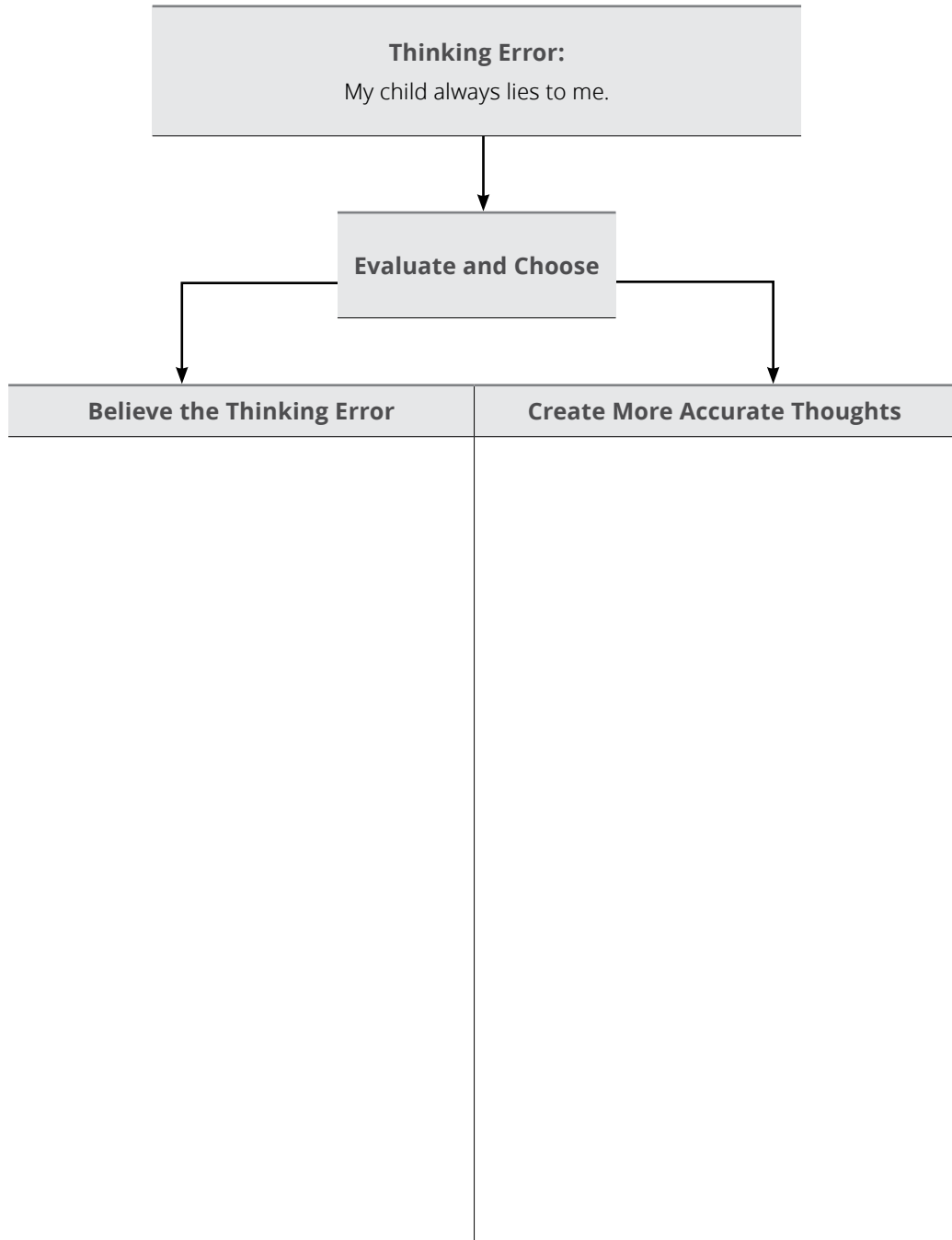
**Step 1:** Below is an example of how to challenge inaccurate thinking patterns. Read through the diagram as a group.



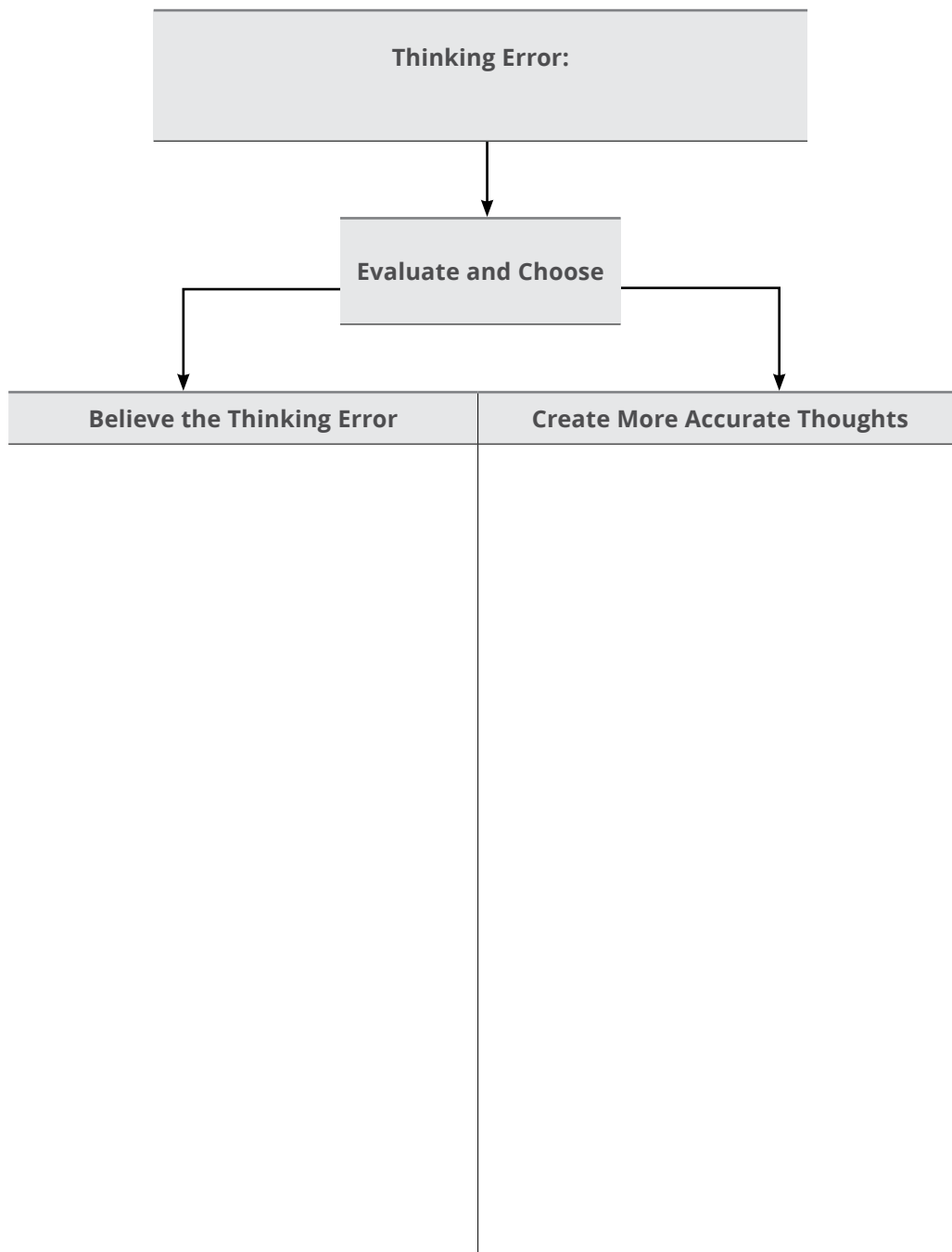
**Discuss:** What additional resilient thoughts could you add to the "Create More Accurate Thoughts" column in step 1?

**Step 2:** With a partner, fill out the Thinking Management Chart below using the thinking error in the first box. Discuss how the Savior can lead us to more accurate thoughts.





**Step 3:** On your own, think of a situation where you've had a thinking error. Write that thinking error in the first box. Fill in the left side of the chart with thoughts that maintain the original thinking error. Then fill out the right side with more accurate thoughts, including those the Savior might have you think.



---

**Discuss:** What can we do to remind ourselves to challenge and replace our inaccurate thinking patterns with more accurate thoughts?

## 5. CHANGING OUR THINKING TAKES PRACTICE

**Read:** The final step to changing our thoughts is to practice. This takes time and patience.

While thinking errors bind us and limit our happiness and ability to grow, challenging those thinking errors and replacing them with more accurate thoughts will “make [us] free” (John 8:32). Creating more accurate thoughts will help our confidence grow as we see ourselves and others in a healthier way.

This week you can practice healthy thinking patterns by completing the “Thinking Management Chart” at the end of this chapter. Consider sharing your completed chart with a family member or your action partner.



## PONDER—Maximum Time: 5 Minutes

*Individually think about what you have learned today, and consider what God would have you do. Read the quote and write your responses to the questions below.*

*“Our focus must be riveted on the Savior and His gospel. It is mentally rigorous to strive to look unto Him in every thought. But when we do, our doubts and fears flee” (Russell M. Nelson, “Drawing the Power of Jesus Christ into Our Lives,” Ensign or Liahona, May 2017, 41).*

What are the most meaningful things I learned today?

---

---

---

---

What is one thing I will do as a result of what I learned today? (This could be your personal commitment for the week. If you can't think of a commitment, some potential ideas are listed below.)

---

---

---

---

- Commitment** ○ Complete the “Thinking Management Chart” (in the “Commit” section).
- Ideas:**
- Practice challenging my thinking errors with resilient thoughts.
  - Identify inaccurate thinking patterns that I can work on.
  - Sincerely pray and ask Heavenly Father how He feels about me.



## COMMIT—Maximum Time: 5 Minutes

*Each week we make commitments. Your response in the “Ponder” section could become your personal commitment for the week. When we meet next week, we will begin by reporting on our commitments. Read through the following commitments. Besides contacting and supporting your action partner(s), decide which of the commitments below you will commit to. Please read each of your commitments aloud to your action partner. Promise to keep your commitments, and then sign below.*

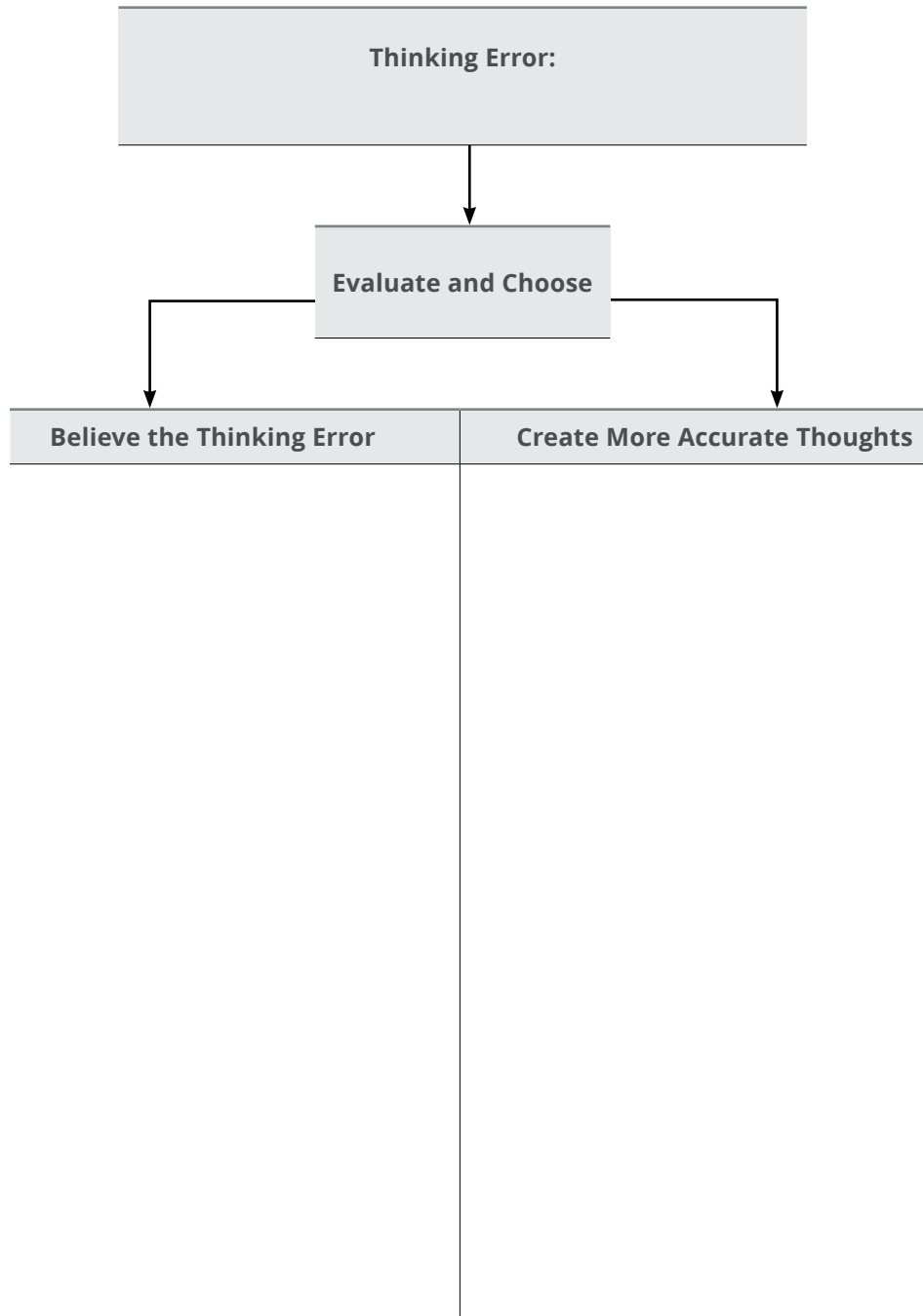
### MY COMMITMENTS

- A** I will identify one way to remember my divine identity this week.
  - B** I will write down one thing I am grateful for each day and thank God for it.
  - C** I will work on my personal commitment from the “Ponder” section.
  - D** I will contact and support my action partner.
  - E** I will share what I’ve learned with my family or friends.
- 

\_\_\_\_\_  
*My signature*

\_\_\_\_\_  
*Action partner's signature*

### Thinking Management Chart











### 3

# OUR BODIES AND EMOTIONS

---

## MY FOUNDATION PRINCIPLE

- Our Bodies Are a Gift from God

## EMOTIONAL VALUES AND SKILLS

1. Our Bodies Are a Gift from God
2. Regular Exercise
3. Sleep and Rest
4. Personal Hygiene
5. Healthy Eating
6. Understanding Our Emotions
7. Self-Care



## REPORT—Maximum Time: 15 Minutes

### STEP 1: EVALUATE WITH YOUR ACTION PARTNER (5 MINUTES)

Take a few minutes to think about how you did with your commitments last week. Draw a circle around the color that represents how you felt you did with each commitment. For example, the red circle means you gave very little effort, the yellow circle represents some effort, and the green circle is for significant effort. Share your evaluation with your action partner.

	● Very little effort	● Some effort	● Significant effort	Action Partner Initials
<b>A</b> I remembered my divine identity this week.	●	●	●	
<b>B</b> I wrote down one thing I am grateful for each day.	●	●	●	
<b>C</b> I worked on my personal commitment.	●	●	●	
<b>D</b> I contacted and supported my action partner.	●	●	●	
<b>E</b> I shared what I learned with my family or friends.	●	●	●	

### STEP 2: SHARE YOUR EXPERIENCES WITH THE GROUP (5 MINUTES)

As a group, share the things you learned last week while working on your commitments. The questions below might help the discussion.

**Discuss:** What experiences did you have while practicing the My Foundation principle?

How did you improve your thinking patterns?

### STEP 3: CHOOSE ACTION PARTNERS (5 MINUTES)

Choose an action partner from the group for this coming week. Ideally, action partners are the same gender and are not family members.

Take a couple of minutes to meet with your action partner. Introduce yourselves, and discuss how you will contact each other throughout the week.

\_\_\_\_\_

*Action partner's name*

\_\_\_\_\_

*Contact information*

Write down how and when you will contact each other this week.

SUN	MON	TUES	WED	THURS	FRI	SAT



## MY FOUNDATION: OUR BODIES ARE A GIFT FROM GOD—Maximum Time: 20 Minutes

**Ponder:** What blessings have you received from having a body?

**Watch:** “God’s Greatest Creation,” available at [srs.ChurchofJesusChrist.org/videos](https://srs.ChurchofJesusChrist.org/videos) [2:51]. (No video? Read the transcript for “God’s Greatest Creation.”)

### GOD’S GREATEST CREATION

If you are unable to watch the video, read this script.



**President Russell M. Nelson:**

Anyone who studies the workings of the human body has surely “seen God moving in his majesty and power” [Doctrine and Covenants 88:47]. Each eye has an autofocusing lens. Nerves and muscles control two eyes to make a single three-dimensional image. Each ear is connected to compact equipment designed to convert sound waves into audible tones. Your heart is an incredible pump. It has four delicate valves that open and close more than 100,000 times a day. Think of the body’s defense system. It perceives pain. It generates antibodies. The body renews its own outdated cells and regulates the levels of its own vital ingredients. The many amazing attributes of your body attest to your own “divine nature” [2 Peter 1:4]. The Apostle Paul described it as a “temple of God” [1 Corinthians 3:16]. How could this be? Because your body is the temple for your spirit. And how you use your body affects your spirit. God is the

Father of our spirits. We are part of His divine purpose. And when He created us physically, we were created in the image of God.

Development of the spirit is of eternal consequence. When we truly know our divine nature, then we will control our appetites. We will focus our eyes on sights, our ears on sounds, and our minds on thoughts that are a credit to our physical creation as a temple of our Father in Heaven. For these physical gifts, thanks be to God!

**Discuss:** How does having a physical body prepare us to become like our Heavenly Father?

**Read:** The following statements by Church leaders:

“Because a physical body is so central to the Father’s plan of happiness and our spiritual development, Lucifer seeks to frustrate our progression by tempting us to use our bodies improperly” (David A. Bednar, “Watchful unto Prayer Continually,” *Ensign* or *Liahona*, Nov. 2019, 34).

“Your ultimate safety in this life lies in never taking the first enticing step toward going where you should not go and doing what you should not do. . . . [As human beings we have physical appetites necessary for our survival.] These appetites are absolutely essential for the perpetuation of life. So, what does the adversary do? . . . He attacks us through our appetites. He tempts us to eat things we should not eat, to drink things we should not drink, and to love as we should not love!” (Russell M. Nelson, in “Advice from the Prophet of the Church to Millennials Living in a Hectic World,” Feb. 18, 2018, [newsroom.ChurchofJesusChrist.org](http://newsroom.ChurchofJesusChrist.org)).

**Discuss:** How can mistreating our body affect our emotional resilience?

### ACTIVITY (5 minutes)

---

**Read:** The Apostle Paul taught, “What? know ye not that your body is the temple of the Holy Ghost which is in you, which ye have of God, and ye are not your own? For ye are bought with a price: therefore glorify God in your body, and in your spirit, which are God’s” (1 Corinthians 6:19–20).

**Step 1:** With a partner, think of temples you’ve seen or visited. Consider thinking of what you see, feel, smell, and touch at the temple and temple grounds.

**Step 2:** Together discuss some comparisons between these sacred buildings and ways we can use or treat our physical bodies as temples. Complete the chart below.

TEMPLE BUILDING	MY BODY AS A TEMPLE
<b>Example</b> <i>Temple buildings are clean.</i>	<i>My dress and appearance can be clean and presentable.</i>

**Step 3:** As a group, discuss some of your answers.

**Read:** The following scripture passages:

“The soul shall be restored to the body, and the body to the soul; yea, and every limb and joint shall be restored to its body; yea, even a hair of the head shall not be lost; but all things shall be restored to their proper and perfect frame” (Alma 40:23).

“And [Jesus Christ] shall go forth, suffering pains and afflictions and temptations of every kind; and this that the word might be fulfilled which saith he will take upon him the pains and the sicknesses of his people. . . . And he will take upon him their infirmities, that his bowels may be filled with mercy, according to the flesh, that he may know according to the flesh how to succor his people according to their infirmities” (Alma 7:11–12).

**Discuss:** How can Jesus Christ strengthen us to endure well or even overcome any physical limitation we may have?

**Commit:** I will choose one way I will better treat my body like a temple.

---



---



## LEARN—Maximum Time: 60 Minutes

### 1. OUR BODIES ARE A GIFT FROM GOD

**Read:** Your loving Heavenly Father provided you with the gift of a body to house your spirit (see Doctrine and Covenants 88:15; Abraham 5:7). A healthy body is important to being emotionally resilient. As you take better care of your physical health, your emotional health will also improve, and vice versa. Some ways you can better care for the body Heavenly Father has given you include regular exercise, plenty of rest, personal hygiene, and healthy eating.

### 2. REGULAR EXERCISE

**Read:** Regular exercise can greatly benefit your emotional health. Physical activity stimulates your brain and releases chemicals that help with your emotions and ability to see situations clearly. Taking time to be active can leave you feeling happier, more relaxed, and less anxious. Physical activity can also be an opportunity to use your body and connect with family and friends in a fun, social setting.

#### ACTIVITY (10 minutes)

---

**Step 1:** On your own, consider your current circumstances. What physical activities could help your emotional health? Write your ideas below.

---

---

---

---

---

---

---

**Step 2:** Using the chart below, create a plan to do a physical activity this week and share your plan with a partner. Often, it is easier to start by doing an activity with someone else.

DAY	ACTIVITY	TIME	HOW WILL YOU DO IT?
<b>Example</b> Monday	<i>Walking</i>	<i>30 mins</i>	<i>7:00 a.m. with Maria</i>
Sunday			
Monday			
Tuesday			
Wednesday			
Thursday			
Friday			
Saturday			

**Read:** *If you haven't exercised for a long time; have chronic health problems such as heart disease, diabetes, or arthritis; or have other concerns, check with a medical professional before starting a new exercise plan.*

### 3. SLEEP AND REST

**Read:** The need for sleep and rest is often forgotten. Elder Jeffrey R. Holland said, "Fatigue is the common enemy of us all—so slow down, rest up, replenish, and refill. Physicians promise us that if we do not take time to be well, we most assuredly will take time later on to be ill" ("Like a Broken Vessel," *Ensign* or *Liahona*, Nov. 2013, 41). Quality sleep can help protect your mental health, physical health, quality of life, and safety. When you're tired, you might find it hard to make decisions, solve problems, control your emotions and behavior, and handle change.

**Read:** Rest is more than getting enough sleep. The Book of Mormon teaches, "It is not requisite that a man should run faster than he has strength" (Mosiah 4:27). Maybe you feel pressure to keep up with the fast-paced world. You may be in a phase of life that seems overwhelming, such as raising young children or caring for a sick loved one. You can also be affected by emotional challenges that cause you to feel tired and want to sleep longer than needed. Staying in bed too long can be harmful to your mental and emotional health. The Lord loves you and knows your unique circumstances. He can direct you to ideas and resources that will be helpful for your situation.



**Discuss:** How does fatigue affect our spiritual, physical, social, and emotional well-being?

**Read:** *If you often sleep too much or too little, consider seeking help from a doctor.*

### ACTIVITY (5 minutes)

---

**Step 1:** On your own, consider the following questions:

In what areas of my life do I need to slow down?

---

What could I do that would provide me rest?

---

When could I create space in my daily routine to rest?

---

**Step 2:** With a partner, talk about what you can do to rest more.

---

## 4. PERSONAL HYGIENE

**Read:** We show respect for our bodies when we treat and talk about them positively. Prioritizing small things like washing our hands, bathing regularly, brushing our teeth, and keeping our clothes clean will improve our health and can help us feel better about ourselves.

**Discuss:** What changes do you notice in yourself when you practice good personal hygiene?

## 5. HEALTHY EATING

**Read:** The Savior taught the Prophet Joseph Smith about healthy living in 1833 in a revelation that became known as the Word of Wisdom (see Doctrine and Covenants 89). This revelation provides direction regarding what we should eat and drink and what we should avoid. The Lord promises good health, stamina, protection, knowledge, and wisdom to those who obey the Word of Wisdom.

In one of his final general conference talks, President Thomas S. Monson said: “May we care for our bodies and our minds by observing the principles set forth in the Word of Wisdom, a divinely provided plan. With all my heart and soul, I testify of the glorious blessings which await us as we do” (“Principles and Promises,” *Ensign* or *Liahona*, Nov. 2016, 79).

**Discuss:** What are some ways we can better care for the body Heavenly Father has given us?

**Read:** Make sure to drink plenty of clean water throughout the day. Eat enough of the right food to fuel your body so you have the energy you need to accomplish your daily tasks. In general, consider eating more vegetables, fruit, whole grains, legumes, and nuts. Also consider reducing refined sugar, salt, sweetened beverages, and saturated fat.

You may also want to talk to someone you know about your eating habits. Discuss some ways that you can better fuel your body. As you work to live a healthier life, you may not see results right away. But you can know that you are doing your best to take care of the body God has given you.

**Read:** *One symptom of an eating disorder would be to focus on food and exercise to the point where you can't concentrate on other aspects of your life.*

*If you find your eating habits limit your activities or impair your health, please seek medical help.*

## 6. UNDERSTANDING OUR EMOTIONS

**Read:** Your body experiences strong emotions. Becoming emotionally resilient requires you to acknowledge, accept, and respond to your emotions

in a healthy way. Emotions are a normal part of our mortal experience. Sometimes your emotions may be strong, and it can be challenging to respond to them. When you allow your emotions to decide your behaviors, you surrender to your emotions rather than using your agency to respond to your emotions.

**Discuss:** How does striving to manage our emotions help us become more Christlike?

**Read:** The first step in managing emotions is becoming aware of them. One tool that can help is an emotions journal, where you can reflect on the emotions you have felt. In an emotions journal, you record the emotion you feel, the situation you were in, and the actions you took because of the emotion. Ponder these feelings and situations and then write down your thoughts. As you track your emotions, look for patterns and trends. Consider writing in your emotions journal daily. See the example below.

EMOTION	SITUATION	ACTIONS TAKEN BECAUSE OF THE EMOTION	PONDER
<b>Example</b> Today I felt angry and hurt.	I got in a big argument with my dad.	I got really upset and yelled at him and lashed out at my friends. I felt bad about it.	I should talk to my dad about how I feel instead of getting angry at him.
<b>Example</b> Today I felt joy and love.	I heard a heartfelt prayer that touched me.	I thanked Heavenly Father for His love, and I thought about how I pray.	I want to feel this way again by trying to connect better to Heavenly Father through prayer.

**Read:** Elder Richard G. Scott taught, “Yielding to emotions such as anger or hurt or defensiveness will drive away the Holy Ghost” (“How to Obtain Revelation and Inspiration for Your Personal Life,” *Ensign* or *Liahona*, May 2012, 45). Of course, we will all feel anger and hurt at times. Sometimes we are even justified in feeling these emotions. However, it is important for us to resolve these feelings if we want to better connect with the Lord and feel the Spirit.

Elder Scott also suggested a way that emotion can help us feel the Spirit and be more resilient: “A good sense of humor helps revelation. . . . A

sense of humor is an escape valve for the pressures of life" ("How to Obtain Revelation," 46).

**Discuss:** How can learning to manage your emotions help you more easily feel the Spirit?

## 7. SELF-CARE

**Read:** When you face challenges, you need to do all you can to take care of yourself. Doing all you can means using the resources you have in your life to support you in whatever challenges you are facing. Below is a list of ideas for self-care.

- Take a nap
- Visit with a friend
- Slow down
- Take a shower or bath
- Exercise
- Read a book
- Listen to music
- Create something
- Pray
- Take a walk
- Make a list of things you are grateful for
- Enjoy a nice meal
- Dance
- Sing
- Use relaxation techniques (see the activity in item 3 in the "Learn" section of chapter 4 and the "Resources" section of chapter 4)

**ACTIVITY (3 minutes)**

---

**Step 1:** On your own, consider the following questions:

What do I currently do to take care of myself?

---

---

What activities might I try to take better care of myself?

---

---

When can I make time to take better care of myself?

---

---

**Step 2:** With a partner, discuss ideas you have had about ways you can take better care of yourself.

---



## PONDER—Maximum Time: 5 Minutes

*Individually think about what you have learned today, and consider what God would have you do. Read the scripture passage and write your responses to the questions below.*

*“And all saints who remember to keep and do these sayings, walking in obedience to the commandments, shall receive health in their navel and marrow to their bones; and shall find wisdom and great treasures of knowledge, even hidden treasures; and shall run and not be weary, and shall walk and not faint. And I, the Lord, give unto them a promise, that the destroying angel shall pass by them, as the children of Israel, and not slay them. Amen” (Doctrine and Covenants 89:18–21).*

What are the most meaningful things I learned today?

---

---

---

---

What is one thing I will do as a result of what I learned today? (This could be your personal commitment for the week. If you can't think of a commitment, some potential ideas are listed below.)

---

---

---

---

- Commitment**
- Ideas:**
- Follow an exercise plan.
  - Get more rest and sleep.
  - Practice good personal hygiene.
  - Talk to a friend or family member about my eating habits.



## COMMIT—Maximum Time: 5 Minutes

*Each week we make commitments. Your response in the “Ponder” section could become your personal commitment for the week. When we meet next week, we will begin by reporting on our commitments. Read through the following commitments. Besides contacting and supporting your action partner(s), decide which of the commitments below you will commit to. Please read each of your commitments aloud to your action partner. Promise to keep your commitments, and then sign below.*

### MY COMMITMENTS

- A** I will choose one way I will better treat my body like a temple.
  - B** I will write down one thing I am grateful for each day and thank God for it.
  - C** I will work on my personal commitment from the “Ponder” section.
  - D** I will contact and support my action partner.
  - E** I will share what I've learned with my family or friends.
- 

\_\_\_\_\_  
*My signature*

\_\_\_\_\_  
*Action partner's signature*







## 4

# MANAGING STRESS AND ANXIETY

---

### MY FOUNDATION PRINCIPLE

- Use Time Wisely

### EMOTIONAL VALUES AND SKILLS

1. What Are Stress and Anxiety?
2. Understanding Levels of Stress
3. Use Mindfulness to Reduce Stress
4. Accessing Godly Power
5. Perfectionism



## REPORT—Maximum Time: 15 Minutes

### STEP 1: EVALUATE WITH YOUR ACTION PARTNER (5 MINUTES)

Take a few minutes to think about how you did with your commitments last week. Draw a circle around the color that represents how you felt you did with each commitment. For example, the red circle means you gave very little effort, the yellow circle represents some effort, and the green circle is for significant effort. Share your evaluation with your action partner.

	● Very little effort	● Some effort	● Significant effort	Action Partner Initials
<b>A</b> I treated my body like a temple.	●	●	●	
<b>B</b> I wrote down one thing I am grateful for each day.	●	●	●	
<b>C</b> I worked on my personal commitment.	●	●	●	
<b>D</b> I contacted and supported my action partner.	●	●	●	
<b>E</b> I shared what I learned with my family or friends.	●	●	●	

### STEP 2: SHARE YOUR EXPERIENCES WITH THE GROUP (5 MINUTES)

As a group, share the things you learned last week while working on your commitments. The questions below might help the discussion.

**Discuss:** What experiences did you have while practicing the My Foundation principle?

How did you better care for your body?

### STEP 3: CHOOSE ACTION PARTNERS (5 MINUTES)

Choose an action partner from the group for this coming week. Ideally, action partners are the same gender and are not family members.

Take a couple of minutes to meet with your action partner. Introduce yourselves, and discuss how you will contact each other throughout the week.

---

*Action partner's name*

---

*Contact information*

Write down how and when you will contact each other this week.

SUN	MON	TUES	WED	THURS	FRI	SAT



## MY FOUNDATION: USE TIME WISELY —Maximum Time: 20 Minutes

**Ponder:** Why is time one of God's greatest gifts?

**Watch:** "The Gift of Time," available at [srs.ChurchofJesusChrist.org/videos](https://srs.ChurchofJesusChrist.org/videos) [2:27].  
(No video? Read the transcript for "The Gift of Time.")

### THE GIFT OF TIME

If you are unable to watch the video, choose roles and read this script.



**KOFI:** Hello, Sister Benkosi. How are you?

**SISTER BENKOSI:** Are you okay, Kofi?

**KOFI:** Oh, Sister Benkosi. I'm so busy. I have to work and serve and help my family . . . and then my football too. I have no time!

**SISTER B.:** Kofi, you have all the time there is.

**KOFI:** What?

**SISTER B.:** My boy, God has given us a great gift—our time. We must do with it what matters most.

**KOFI:** But how, Sister Benkosi? You have always done so much. You have succeeded with your family, with your business. You have served and blessed many, like me. I don't know how you do it.

**SISTER B.:** Do you really want to know? If you will sit still and listen, I will tell you my secret.

Every morning I rise before the sun. I dress and wash my face and hands. I read the scriptures. Then I make a list of what I should do that day.

I think of who I might serve. I pray to know God's will. And I listen.

Sometimes the names or faces of people come to mind. I add them to my list.

**KOFI:** Is that how you always know just who needs your service?

**SISTER B.:** Yes, Kofi. And I pray for strength and wisdom. I pray that God will "consecrate [my] performance." It says that in 2 Nephi 32.

I thank Him. I promise to do my best. I ask that He will do what I cannot.

Then I look at my list. I put a 1 by the most important thing, then a 2.

**KOFI:** How do you know the priorities?

**Sister B.:** I listen when I pray! Then I go to work. I look at number 1 and try to do it first, then number 2.

Sometimes things change. The Holy Ghost tells me to do something else. That is good.

I work very hard, but I have peace. I know God will help me.

So, with my list and the Spirit, I do what matters, Kofi.

**KOFI:** That sounds simple and hard at the same time.

**SISTER B.:** You are right! When I finally prepare for bed, I pray. I report to Heavenly Father. I tell Him how the day went. I ask questions. I ask what I can do better. I listen. I often feel His love. I know He magnifies what I try to do. Then I have peace, Kofi, and I sleep.

**KOFI:** That is good, Mamma Benkosi. I want this peace. I want to use my time. I want to work and serve better.

**Discuss:** What did you learn from Sister Benkosi in the video?

**Read:** The following scripture passage and statements by Church leaders:

"For behold, this life is the time for men to prepare to meet God; yea, behold the day of this life is the day for men to perform their labors" (Alma 34:32).

"Time is all the capital stock there is on the earth. . . . If properly used, it brings that which will add to your comfort, convenience, and satisfaction. Let us consider this, and no longer sit with hands folded, wasting time"

(Brigham Young, in *Discourses of Brigham Young*, sel. John A. Widtsoe [1954], 214).

“We easily can be overcome by the routine and mundane matters of mortality. Sleeping, eating, dressing, working, playing, exercising, and many other customary activities are necessary and important. But ultimately, what we become is the result of our knowledge of and willingness to learn from the Father, the Son, and the Holy Ghost; it is not merely the sum total of our daily pursuits over the course of a lifetime” (David A. Bednar, “Exceeding Great and Precious Promises,” *Ensign* or *Liahona*, Nov. 2017, 93).

**ACTIVITY (5 minutes)**

---

**Step 1:** With a partner, read the five steps you can take each day to use your time well.

<p><b>1</b></p> <p><b>LIST TASKS</b></p> <p>Each morning, make a list of tasks to do. Add names of people to serve.</p>	<p><b>2</b></p> <p><b>PRAY</b></p> <p>Pray for guidance. Review your list of tasks. Listen. Commit to do your best.</p>	<p><b>3</b></p> <p><b>SET PRIORITIES</b></p> <p>On your list of tasks, put a 1 by the most important, a 2 by the next most important, and so on.</p>	<p><b>4</b></p> <p><b>ACT</b></p> <p>Listen to the Spirit. Work hard. Start with the most important task, and work your way down the list.</p>	<p><b>5</b></p> <p><b>REPORT</b></p> <p>Each night, report to Heavenly Father in prayer. Ask questions. Listen. Repent. Feel His love.</p>
---	---	--	--	--

**Step 2:** On a separate piece of paper, list your tasks. These should be important tasks for your work, school, church, or family service—not just daily chores. Pray about and prioritize your list.

**Step 3:** Tomorrow you should set goals, act, and report how you’ve used your time.

---

**Commit:** I will practice these steps every day to use my time more wisely, and I will report each night to Heavenly Father in my prayers.



## LEARN—Maximum Time: 60 Minutes

### 1. WHAT ARE STRESS AND ANXIETY?

**Read:** Stress and anxiety are normal parts of life. These words describe ways the brain and body respond to any demand, such as a problem at work, a test at school, or an important decision. Normal amounts of stress and anxiety can help you focus, reach your goals, and protect your body. For example, if you have some stress about your job, you will likely come to work prepared and focused on your tasks.

Stress and anxiety help keep you alive, but feeling stress and anxiety too often or for too long can cause significant problems and lead to mental illness. If you are dealing with too much stress and anxiety, you might get sick often, have headaches, feel angry, have drastic changes in your appetite, or experience a lack of focus.

You may start to feel overwhelmed by your job, or you may not want to go to work because you fear something bad will happen or that you will not be good enough. These are signs that you are feeling distress or debilitating levels of stress and anxiety.

Stress and anxiety can impact your ability to feel the Spirit or distort your understanding of spiritual promptings. Sister Reyna I. Aburto said, “If we are constantly sad and if our pain blocks our ability to feel the love of our Heavenly Father and His Son and the influence of the Holy Ghost, then we may be suffering from depression, anxiety, or another emotional condition” (“Thru Cloud and Sunshine, Lord, Abide with Me!” *Ensign* or *Liahona*, Nov. 2019, 57).

This chapter focuses on learning to cope better with normal levels of stress and anxiety. You can learn to recognize when you are under too much stress or anxiety and seek the appropriate help.

**Discuss:** How have stress and worry helped or hurt you?

## 2. UNDERSTANDING LEVELS OF STRESS

**Read:** Like gauges on a car’s dashboard that remind you to slow down, get gas, or check the engine, symptoms of stress are signals to remind you to slow down, fill up your spiritual “tank,” and look for new solutions. As you work to manage your stress effectively, it may help to categorize stress into four different levels. (See the chart in the following activity.)

### ACTIVITY (5 minutes)

**Step 1:** On your own, read through the four levels of stress. You will likely experience different levels of stress at different times. You may feel like you are at an orange level today and a green level tomorrow. Becoming more emotionally resilient will help you experience a green level of stress more often. Mark the level that best describes how you feel right now.

STRESS LEVELS		
	If You Feel . . .	What to Do
Green	Confident Content Ready to meet challenges Able to get along with others Able to feel the Spirit easily	This is the level people desire to be in, but it is normal to fluctuate.  Keep going. In the green level, you are handling the everyday stresses of family, work, learning, and progressing in a healthy way.
Yellow	Tense Concerned Worried Insecure Difficulty connecting with others Distracted from feeling the Spirit	It is normal to spend some time at the yellow level.  Be kind to yourself as you cope with the challenges of life. Participate in relaxing activities, such as the ones suggested in this chapter, to help increase your ability to manage stress.
Orange	Exhausted (physically and emotionally) Overwhelmed Ill (for example, an upset stomach) Easily angered Deeply discouraged Difficulty feeling the Spirit	No one enjoys being at the orange level of stress, but this doesn't have to be permanent.  Engage in relaxing activities, and remember good experiences. If you stay at the orange level for more than a few days or feel overwhelmed, ask for help.
Red	Constantly overwhelmed Isolated from others Hopeless Difficulty eating or sleeping normally Unable to continue Like you have been abandoned by God	If you are at this level, ask for help.  If you are able to, consider taking a break or doing something that helps you emotionally until you can meet with a health care professional.



**Step 2:** Think of the times when your stress level was at the green level. What helped you to feel that way?

---

---

**Step 3:** As a group, discuss your answers from step 2.

---

**Read:** *Those who find it hard to handle day-to-day life may have a health issue. An emergency may cause you to suddenly move to an orange or red stress level. People should seek professional help right away if they feel they cannot cope or are using harmful substances. Those who have thoughts of suicide should go to the nearest hospital emergency room and reach out to family, a friend, or their bishop or other Church leader. See [suicide.ChurchofJesusChrist.org](http://suicide.ChurchofJesusChrist.org) for help lines and resources.*

*Anyone in North America can call the National Suicide Prevention Line at 1-800-273-8255.*

### 3. USE MINDFULNESS TO REDUCE STRESS

**Read:** Stress and inaccurate thinking patterns can dominate and distort your thoughts. Your attention can wander, or you may check out and focus on anything other than what's happening around you.

Mindfulness is a skill that will help you be more emotionally resilient. It is paying attention to what your body is telling you in the here and now. It can help reduce stress and anxiety and increase your sense of well-being and confidence. Mindfulness also helps you avoid being overly reactive or overwhelmed by what's happening around you.

**Discuss:** What helps you focus, even when you are stressed?

**Ponder:** On a scale of 1 to 10, how stressed am I feeling right now?

### ACTIVITY (5 minutes)

---

**Facilitator Note:** As with all activities, do not change or enhance this activity. Simply read the steps for this activity in a calm voice and slowly enough that group members can understand you.

In this mindfulness exercise, you will practice stillness. This activity is just one example. The facilitator will read the steps below while the class members follow along.

**Step 1:** Sit in a comfortable place where you can be still for a few minutes. (When doing this at home, you can either sit or lie down.) Close your eyes.

**Step 2:** Begin by taking several long, slow breaths, breathing in fully through your nose and exhaling fully through your mouth. Allow your breath to find its own natural rhythm. Notice the physical sensations of your lungs expanding and contracting as you breathe in and out. If your mind wanders to other things, don't worry; that happens. If you get distracted, just notice the types of thoughts, feelings, and sensations that distract you. Observe them without trying to control them or judge them, and simply bring your attention back to your breathing. Your breathing provides an anchor to which you can return over and over again.

**Step 3:** Practice being present with your breathing. Again, if your mind wanders, notice the thoughts, feelings, and sensations that distract you and allow them to flow past you like clouds in the sky. Breathe with this perspective for one minute.

**Step 4:** As this exercise comes to an end, slowly allow your attention to expand, and notice your body and the room around you. When you're ready, open your eyes and come back to being fully aware of your surroundings. Remember that breathing is a tool that can help you relax and be present at any time.

**Step 5:** On a scale of 1 to 10, rate how stressed you feel now.

---

**Discuss:** Did the mindfulness exercise help reduce your stress levels?

**Tip:** You can do the mindfulness exercise on your own at any time. Consider learning more about mindfulness and other relaxation techniques by using the resources at the end of this chapter.

## 4. ACCESSING GODLY POWER

**Watch:** "Reach Up to Him in Faith," available at [srs.ChurchofJesusChrist.org/videos](https://srs.ChurchofJesusChrist.org/videos) [3:54].

**Read:** President Dallin H. Oaks taught of Christ's ability to strengthen us in any situation we face: "He therefore knows our struggles, our heartaches, our temptations, and our suffering, for He willingly experienced them all as an essential part of His Atonement. And because of this, His Atonement empowers Him to succor us—to give us the strength to bear it all. . . .

... Our Savior's Atonement does more than assure us of immortality by a universal resurrection and give us the opportunity to be cleansed from sin by repentance and baptism. His Atonement also provides the opportunity to call upon Him who has experienced all of our mortal infirmities to give us the strength to bear the burdens of mortality. He knows of our anguish, and He is there for us. Like the good Samaritan, when He finds us wounded at the wayside, He will bind up our wounds and care for us (see Luke 10:34). The healing and strengthening power of Jesus Christ and His Atonement is for all of us who will ask" ("Strengthened by the Atonement of Jesus Christ," *Ensign* or *Liahona*, Nov. 2015, 62, 64).

**Discuss:** How can always remembering the Savior help you better manage stress and anxiety?

### ACTIVITY (10 minutes)

---

**Step 1:** On your own, read the following ways to manage stress and anxiety. Circle the ideas you may want to try.

1. **Talk with God.** Know that He understands. Imagine Him sitting close to you, listening and offering support.
2. **Ponder.** Reflect on times you've felt blessed by the Lord and seen His hand and mercy in your life. "Be still, and know that I am God" (Psalm 46:10).
3. **Look at your expectations.** Sometimes our greatest worries and stress come when life doesn't turn out the way we hoped or planned. We can learn from our stressful experiences. "All these things shall give thee experience and shall be for thy good. . . . Therefore, hold on thy way" (Doctrine and Covenants 122:7, 9).
4. **Take a short break.** Take several slow, deep breaths, stretch, and relax physically. When your body and mind are calm again, you will be able to think more clearly. Take a walk, get some food or a drink, or just sit and think for a few minutes.
5. **Be aware of when you're stressed.** Sometimes you may not realize you're stressed. You may experience difficulty sleeping, get angry easily, feel depressed, or have low energy. Check in with yourself at least once a day to see how you are doing.

6. **Focus on gratitude.** Notice what is around you. Focus for a few minutes on what is right, good, and positive about yourself and the world. Start a gratitude journal, and write at least five specific things you are grateful for each day.
7. **Be active.** We have been given a body and a world to enjoy. Make a plan to use your body to get out and enjoy these gifts. Even a few minutes of walking can help boost your mood and reduce stress.
8. **Limit technology use.** Using social media, computers, and TVs, especially at the start and end of the day, can increase feelings of anxiety or stress. Try starting and ending your day without phones or computers. Go a day or week without social media or TV and see how you feel.
9. **Be kind to yourself.** Talk to yourself with the same kind, comforting words you would use with a loved one. Thoughts of helplessness, hopelessness, or harsh condemnation are not from God and cause more stress and anxiety.
10. **Help someone else.** Refocus your energy by serving someone else. Our ultimate goal is to love others like Christ did, even when we are struggling. Christ gave us an example of this love when He forgave His persecutors and made sure His mother would be cared for even as He suffered on the cross. As hard as it can be, we can get better perspective on our lives when we stop and think of others and look for ways to help.
11. **Try a relaxing activity.** Everyone relaxes in different ways. Maybe you enjoy painting, listening to music, reading a book, or being outside. When you are stressed or anxious, take time to remember what brings you joy and calms you. Make time to do those things, even if you think you are too busy.
12. **Stay connected with friends and family.** Being with those who love and support you can help reduce stress. You were made for connection. There is no shame in sharing what you're going through. Help your friends and family understand what you are experiencing.
13. **Take it one step at a time.** You can ask yourself, "What is the most important thing I can be doing right now?" Your answer might be something like "All I need to do right now is wait for my bus" or "All I have to do right now is clean the dishes." Decide what must get done now and what can wait. Learn to not feel guilty for saying "no" to something that can wait.
14. **Practice mindfulness.** Use the exercises in the previous activity and at the end of this chapter to practice being present. Find ways to remind yourself to be more present throughout the day.

**Step 2:** In the table below, individually write a few of the ideas to reduce stress and anxiety that you want to try. Make a plan for when and how you will use the technique.

WAY TO REDUCE STRESS AND ANXIETY	WHEN AND HOW
<b>Example</b> Take a short break.	<i>I will set a reminder on my phone to take five-minute breaks at lunchtime and before returning home from work.</i>

## 5. PERFECTIONISM

**Read:** Perfectionism is the belief that if we are not perfect in everything, we are a failure and not good enough for God or anyone else. However, we know the Lord has given us weakness to help us stay humble and teachable (see Ether 12:27).

Regarding perfection, Elder Jeffrey R. Holland taught:

“Our only hope for true perfection is in receiving it as a gift from heaven—we can’t ‘earn’ it. Thus, the grace of Christ offers us not only salvation from sorrow and sin and death but also salvation from our own persistent self-criticism. . . .

“Brothers and sisters, every one of us aspires to a more Christlike life than we often succeed in living. If we admit that honestly and are trying to improve, we are not hypocrites; we are human. . . . If we persevere, then somewhere in eternity our refinement will be finished and complete—which is the New Testament meaning of *perfection*” (“Be Ye Therefore Perfect—Eventually,” *Ensign* or *Liahona*, Nov. 2017, 41–42).

**Read:** Here are four principles for increasing self-compassion and decreasing perfectionism:

1. Become aware of perfectionism in our thoughts, feelings, and actions.
2. Challenge those thoughts, feelings, and actions.
3. Accept our mistakes as part of life, and don’t fear making mistakes.
4. Develop self-compassion; accept and love yourself, including your imperfections.

**Watch:** “Perfectionism: Will I Ever Be Good Enough?” available at [srs.ChurchofJesusChrist.org/videos](https://srs.ChurchofJesusChrist.org/videos) [3:54].

**Discuss:** In the video, how did Olivia become more self-compassionate and challenge her perfectionism?

**GROUP EVALUATION (10 minutes)**

We have been meeting as a group for the last four weeks. On your own, answer each of the following questions honestly about your experience so far.

HOW DO I FEEL ABOUT THIS EXPERIENCE?	Never	Sometimes	Often	Always
1. Each group member reports on his or her commitments.				
2. Our group starts and ends on time.				
3. Everyone in the group participates.				
4. I feel the Spirit at our group meetings.				
5. I don't dominate the group discussion.				
6. I feel a bond with my group members.				
7. I feel that I'm becoming more emotionally resilient.				
8. I feel accepted by my group members.				

**Discuss:** What can we do to improve our group experience?





## PONDER—Maximum Time: 5 Minutes

*Individually think about what you have learned today, and consider what God would have you do. Read the quote and write your responses to the questions below.*

*“It isn’t as bad as you sometimes think it is. It all works out. Don’t worry. I say that to myself every morning. It will all work out. If you do your best, it will all work out. Put your trust in God, and move forward with faith and confidence in the future. The Lord will not forsake us. He will not forsake us” (Gordon B. Hinckley, “Excerpts from Addresses of President Gordon B. Hinckley,” Ensign, Oct. 2000, 73).*

What are the most meaningful things I learned today?

---

---

---

---

What is one thing I will do as a result of what I learned today? (This could be your personal commitment for the week. If you can’t think of a commitment, some potential ideas are listed below.)

---

---

---

---

- Commitment Ideas:**
- Practice my plan to reduce stress and anxiety (from item 4 in the “Learn” section).
  - Try one of the relaxation exercises in the “Resources” section of chapter 4.
  - Practice mindfulness or living in the present.





## COMMIT—Maximum Time: 5 Minutes

*Each week we make commitments. Your response in the “Ponder” section could become your personal commitment for the week. When we meet next week, we will begin by reporting on our commitments. Read through the following commitments. Besides contacting and supporting your action partner(s), decide which of the commitments below you will commit to. Please read each of your commitments aloud to your action partner. Promise to keep your commitments, and then sign below.*

### MY COMMITMENTS

- A** I will choose one thing I will do to improve my time management and will report each night to Heavenly Father in my prayers.
  - B** I will write down one thing I am grateful for each day and thank God for it.
  - C** I will work on my personal commitment from the “Ponder” section.
  - D** I will contact and support my action partner.
  - E** I will share what I’ve learned with my family or friends.
- 

\_\_\_\_\_  
*My signature*

\_\_\_\_\_  
*Action partner’s signature*



## RESOURCES

## IDEAS FOR RELAXATION

<p><b>Music</b></p>	<p>There is evidence that music can help reduce anxiety and stress. When you are feeling stressed or discouraged, sing to yourself or listen to a favorite piece of music. "Hymns [and other uplifting music] can lift our spirits, give us courage, and move us to righteous action. They can fill our souls with heavenly thoughts and bring us a spirit of peace" ("First Presidency Preface to Hymns," <i>Hymns</i>, 1985, x).</p>
<p><b>Progressive Relaxation Exercise</b></p>	<p>Deep relaxation helps your body recover from stress. Practice this exercise at night before you sleep to train your body to relax. Do a shorter version of this exercise during the day anytime you feel stressed. Lie or sit comfortably and close your eyes. Look for any tension you may be carrying, concentrating on one part of your body at a time: your head and face, eyes, jaw, neck, shoulders and back, arms, hands and fingers, chest and abdomen, legs, and feet and toes. Consciously relax each part of your body. Feel all the tension draining away, like sand running through your fingers. If you still feel tension, tighten the tense part of your body for 10 seconds and then release for 10 seconds. Take your time. Mentally scan your body for any remaining tension, then completely relax. Focus on a memory or imagined setting that brings you peace and joy. Try to imagine the scene as vividly as possible until you feel ready to open your eyes again.</p>

---

**Mindfulness Using the Five Senses**

Focusing on your senses can help you practice mindfulness. For several minutes silently observe your surroundings. As you do, try to do the following:

*Notice five things that you can see.* Look around you and bring your attention to five things that you can see. Pick something that you don't normally notice, like a shadow or a small crack. *Notice four things that you can feel.* Pay attention to four things you are currently feeling, like the texture of your clothes, the feeling of the breeze on your skin, or the smooth surface of a table you are resting your hands on. *Notice three things you can hear.* Take a moment to listen, and note three things that you hear in the background. This can be the chirp of a bird, the hum of a refrigerator, or the faint sounds of traffic from a nearby road. *Notice two things you can smell.* Be aware of two smells that you usually filter out, whether they're pleasant or unpleasant. You might notice a whiff of pine trees if you're outside or the clothes you are wearing. *Notice one thing you can taste.* Focus on one thing that you can taste right now, at this moment. You can take a sip of a drink, chew a piece of gum, eat something, or notice the current taste in your mouth.

---

**Visualization**

In this relaxation technique, you will form mental images to take a visual journey to a peaceful, calming place or situation. Start by imagining a place that makes you happy. This can be a real place or an imagined place. During visualization, try to use as many senses as you can, including smell, sight, sound, and touch. If you are visualizing relaxing at the ocean, you might think about the smell of saltwater, the sound of crashing waves, and the warmth of the sun on your body. You may want to close your eyes, sit in a quiet spot, and make sure your clothing is comfortable.

---

**Note:** You can also use the mindfulness activity from this chapter.





5

# UNDERSTANDING SADNESS AND DEPRESSION

---

## MY FOUNDATION PRINCIPLE

- Live a Balanced Life

## EMOTIONAL VALUES AND SKILLS

1. The Difference between Sadness and Depression
2. Factors That Can Lead to Emotional Challenges
3. Symptoms of Major Depressive Disorder
4. Ways to Get Help
5. Grief
6. Ways to Offer Help



## REPORT—Maximum Time: 15 Minutes

### STEP 1: EVALUATE WITH YOUR ACTION PARTNER (5 MINUTES)

Take a few minutes to think about how you did with your commitments last week. Draw a circle around the color that represents how you felt you did with each commitment. For example, the red circle means you gave very little effort, the yellow circle represents some effort, and the green circle is for significant effort. Share your evaluation with your action partner.

	● Very little effort	● Some effort	● Significant effort	Action Partner Initials
<b>A</b> I practiced using my time wisely and reported each night to Heavenly Father in my prayers.	●	●	●	
<b>B</b> I wrote down one thing I am grateful for each day.	●	●	●	
<b>C</b> I worked on my personal commitment.	●	●	●	
<b>D</b> I contacted and supported my action partner.	●	●	●	
<b>E</b> I shared what I learned with my family or friends.	●	●	●	

### STEP 2: SHARE YOUR EXPERIENCES WITH THE GROUP (5 MINUTES)

As a group, share the things you learned last week while working on your commitments. The questions below might help the discussion.

**Discuss:** What experiences did you have while practicing the My Foundation principle?

How did you better manage stress and anxiety?

### STEP 3: CHOOSE ACTION PARTNERS (5 MINUTES)

Choose an action partner from the group for this coming week. Ideally, action partners are the same gender and are not family members.

Take a couple of minutes to meet with your action partner. Introduce yourselves, and discuss how you will contact each other throughout the week.

\_\_\_\_\_ *Action partner's name*

\_\_\_\_\_ *Contact information*

Write down how and when you will contact each other this week.

SUN	MON	TUES	WED	THURS	FRI	SAT



## MY FOUNDATION: LIVE A BALANCED LIFE —Maximum Time: 20 Minutes

**Ponder:** How do I keep the daily demands of life in balance?

**Watch:** “Of Regrets and Resolutions,” available at [srs.ChurchofJesusChrist.org/videos](https://srs.ChurchofJesusChrist.org/videos) [1:25]. (No video? Read the transcript for “Of Regrets and Resolutions.”)

### OF REGRETS AND RESOLUTIONS

If you are unable to watch the video, read this script.



#### PRESIDENT DIETER F. UCHTDORF

Isn't it true that we often get so busy? And, sad to say, we even wear our busyness as a badge of honor, as though being busy, by itself, was an accomplishment or sign of a superior life. Is it?

I think of our Lord and Exemplar, Jesus Christ, and His short life among the people of Galilee and Jerusalem. I have tried to imagine Him bustling between meetings or multitasking to get a list of urgent things accomplished. I can't see it.

Instead I see the compassionate and caring Son of God purposefully living each day. When He interacted with those around Him, they felt important and loved. He knew the infinite value of the people He met. He blessed them, ministered to them. He lifted them up, healed them. He gave them the precious gift of His time.

(“Of Regrets and Resolutions,” *Ensign* or *Liahona*, Nov. 2012, 22)

**Discuss:** What can we learn from the Savior's life to help us achieve a balanced life?



**Read:** The following scripture passages and statements by Church leaders:  
“See that all these things are done in wisdom and order; for it is not requisite that a man should run faster than he has strength” (Mosiah 4:27).  
“Fear thou not; for I am with thee: be not dismayed; for I am thy God: I will strengthen thee; yea, I will help thee” (Isaiah 41:10).  
“Just do the very best you can each day. Do the basic things and, before you realize it, your life will be full of spiritual understanding that will confirm to you that your Heavenly Father loves you. When a person knows this, then life will be full of purpose and meaning, making balance easier to maintain” (M. Russell Ballard, “Keeping Your Life in Balance,” *Liahona*, Sept. 2012, 50).  
“Balance in large measure is knowing the things that can be changed, putting them in proper perspective, and recognizing the things that will not change” (James E. Faust, “The Need for Balance in Our Lives,” *Ensign*, Mar. 2000, 5).

**Discuss:** What things can be simplified or eliminated from our lives so we can experience more joy?

**ACTIVITY**

---

**Step 1:** Read the quote by President Dallin H. Oaks: “The number of good things we can do far exceeds the time available to accomplish them. Some things are better than good, and these are the things that should command priority attention in our lives” (“Good, Better, Best,” *Ensign* or *Liahona*, Nov. 2007, 104).

**Step 2:** On your own, think about how you live your life each week. Now imagine you are 25 years older and you are still living the same way. Complete the two statements below about your life:

I just didn’t spend enough time

---

I spent too much time

---

**Step 3:** To avoid future regrets, write one or two things you can do to bring more balance into your life.

---

**Commit:** I will act on my idea to bring more balance to my life.



## LEARN — Maximum Time: 60 Minutes

**Read:** *Depression affects all our lives in one way or another. Today's discussion may be difficult for you or others to think about and discuss. We encourage everyone to be compassionate when reviewing this chapter. If you feel overwhelmed, don't hesitate to ask for a break.*

### 1. THE DIFFERENCE BETWEEN SADNESS AND DEPRESSION

**Read:** Sadness and depression are described as feelings of sorrow, unhappiness, and grief, and they are a normal part of our experience here on earth. Sadness and depression can come through difficulties resulting from rejection, interpersonal relationships, disappointments, and other pains. They are difficult, yet essential, elements in our growth. Elder Bruce C. Hafen taught that Heavenly Father meant for us to have painful experiences in our lives so we could ultimately experience joy more fully (see “A Willingness to Learn from Pain,” *Ensign*, Oct. 1983, 64, 66).

Major depressive disorder, or severe depression, is different. It is an emotional state or condition that affects our thinking, emotions, perceptions, and behaviors. Elder Jeffrey R. Holland discussed the difference between normal sadness and depression and major depressive disorder: “When I speak of this, I am not speaking of bad hair days, tax deadlines, or other discouraging moments we all have. Everyone is going to be anxious or downhearted on occasion. . . . I am speaking of something more serious, of an affliction so severe that it significantly restricts a person’s ability to function fully” (“Like a Broken Vessel,” *Ensign* or *Liahona*, Nov. 2013, 40).

Major depressive disorder can occur without a clear explanation for its cause, or it can result from unhealthy reactions to painful events. When we experience severe depression, we often feel numb or deadened to our emotions. We may have feelings of shame, self-blame, or self-hatred, all of which are likely to interfere with how we function every day. Severe depression also interferes with our ability to deal positively with challenges as they arise.

Additionally, as we read in our last meeting, sadness and depression can impact our ability to feel or understand the promptings of the Spirit. (See Reyna I. Aburto, “Thru Cloud and Sunshine, Lord, Abide with Me!” *Ensign* or *Liahona*, Nov. 2019, 57–60).

**Discuss:** How are sadness and depression different?

**Watch:** “Like a Broken Vessel, Part 1,” available at [srs.ChurchofJesusChrist.org/videos](https://srs.ChurchofJesusChrist.org/videos) [1:38].

## 2. FACTORS THAT CAN LEAD TO EMOTIONAL CHALLENGES

**Read:** Being aware of why we have these feelings can help us be more compassionate to ourselves and others. Feelings such as sadness or depression can be caused by several things, including many of the factors below:

FACTORS THAT CAN LEAD TO EMOTIONAL CHALLENGES	
<b>Biological—Physical factors with our body</b>	<ul style="list-style-type: none"> <li>○ Genetics</li> <li>○ Serious illness/injury</li> <li>○ Diet and lack of physical activity</li> <li>○ Misuse of illegal drugs or medication</li> <li>○ Seasonal weather</li> <li>○ Chemical or hormonal changes</li> </ul>
<b>Psychological—Emotional events</b>	<ul style="list-style-type: none"> <li>○ Major events and life transitions</li> <li>○ Death or loss</li> <li>○ Abuse</li> </ul>
<b>Psychological—Social interactions with others, creating strong emotions</b>	<ul style="list-style-type: none"> <li>○ Conflict</li> <li>○ Loneliness and isolation</li> <li>○ Social pressures</li> <li>○ Betrayal or broken trust</li> </ul>
<b>Spiritual—Difficult events that test our faith</b>	<ul style="list-style-type: none"> <li>○ Consequences of choices</li> <li>○ Living in a troubled world</li> </ul>

**Discuss:** How can knowing where difficult feelings come from help us be more compassionate to ourselves and others?

### 3. SYMPTOMS OF MAJOR DEPRESSIVE DISORDER

**Read:** The following symptoms may be signs of major depressive disorder, or clinical depression. Most people will experience these symptoms at times throughout their lives, but if you experience multiple symptoms for a long time, it may mean that you are experiencing deeper issues. If three or more of these symptoms continue over a period of time, limit your ability to function, or are difficult to escape despite personal and family efforts, you should seek professional help.

#### SYMPTOMS OF DEPRESSION

- Constantly feeling sad, helpless, hopeless, or worthless
- Little energy and motivation
- Change in appetite and weight loss or gain
- Trouble falling asleep, staying asleep, or waking up
- Loss of interest in activities that used to be enjoyable
- Difficulty concentrating, remembering, or making decisions
- Thoughts about death and suicide\*

**Discuss:** How can being aware of the symptoms of depression help us as we become more emotionally resilient? How can it help us support others?

**Read:** *\*If you or others have thoughts of death or suicide, seek professional help immediately by going to the nearest hospital emergency room and reaching out to family, a friend, or a bishop or other Church leader. Suicidal thoughts should always be taken seriously.*

*See [suicide.ChurchofJesusChrist.org](http://suicide.ChurchofJesusChrist.org) or [mentalhealth.ChurchofJesusChrist.org](http://mentalhealth.ChurchofJesusChrist.org) for help lines and resources.*

*Anyone in North America can call the National Suicide Prevention Line at 1-800-273-8255.*

### 4. WAYS TO GET HELP

**Read:** Sister Reyna I. Aburto taught: “Like any part of the body, the brain is subject to illnesses, trauma, and chemical imbalances. When our minds are suffering, it is appropriate to seek help from God, from those around us, and from medical and mental health professionals. . . .

“It is normal to feel sad or worried once in a while. Sadness and anxiety are natural human emotions. However, if we are constantly sad and if our pain blocks our ability to feel the love of our Heavenly Father and His Son and the influence of the Holy Ghost, then we may be suffering from depression, anxiety, or another emotional condition” (“Thru Cloud and Sunshine, Lord, Abide with Me!” 57).

**ACTIVITY (5 minutes)**

---

**Step 1:** On your own, read through the list of ideas below.

**Step 2:** Circle the two ideas you feel would be most helpful when you are in need of support.

**Ways to Connect and Find Support**

- Talk and listen to your Heavenly Father.
- Call a friend who is a great listener.
- Ask someone to check in with you or choose to check in with someone each day.
- Go for a walk, sit outside, or do something you love outdoors.
- Write down meaningful memories when you felt peace, joy, and love.
- Schedule a time to do something with friends or family members.
- Schedule an appointment with a licensed medical professional or mental health therapist.
- Join a support group or a social group with similar interests.
- Reach out to someone else who may be going through a hard time.
- Reach out to a suicide prevention line (see [suicide.ChurchofJesusChrist.org](http://suicide.ChurchofJesusChrist.org)).
- Other: \_\_\_\_\_

**Step 3:** In the space below, write down when and how you will put your ideas into action.

---

---

---

---

## 5. GRIEF

**Read:** Almost everyone will experience grief at some point in their lifetime, whether due to the death of a loved one or another loss or big life change such as losing a job or a relationship. Because of the gospel, our covenants, and the knowledge that we will see our loved ones again, we may feel that we shouldn't struggle with grief. However, this is not the case. Even the Savior wept when Lazarus died, because He loved him (see John 11:35–36). President Russell M. Nelson taught: "Mourning is one of the deepest expressions of pure love. It is a natural response in complete accord with divine commandment: 'Thou shalt live together in love, insomuch that thou shalt weep for the loss of them that die' [Doctrine and Covenants 42:45]" ("Doors of Death," *Ensign*, May 1992, 20). Everyone will grieve differently and on a different timetable. While grieving, most people experience the emotions listed below, although there is no specific order or time frame in which to experience them.

**Denial:** We can't believe that this has happened. We might find ourselves in shock or pretend or forget this is happening for a time.

**Anger:** We may feel angry with ourselves, our loved ones, and even God. Anger is an expression of the value we place on what we have lost.

**Bargaining:** We may think we are in a bad dream and try to bargain with God to reverse things. We may ask "what if" questions, such as "What if I go to the temple every week?" in order to get a specific outcome.

**Sadness:** We experience profound sadness over our loss. This sadness can be powerful and overwhelming, but it is not necessarily clinical depression. It is a normal part of the grieving process.

**Acceptance:** Acceptance is accepting that the loss has happened. It does not mean that we are happy about the loss or that we are betraying the memory of what we have lost. We simply accept the reality of the loss so we can start to move on.

**Discuss:** How can understanding the common emotions of grief help us?

**Read:** Everyone grieves differently. Some may have trouble sleeping and eating. Others may want to be with people, while others may want to be alone. Some may feel intense emotions, and others may not. Some may grieve quickly, and others may take a long time. There is no correct way to grieve.

The following suggestions may help you better understand and cope with grieving or allow you to help others who are grieving:

- Give yourself permission to feel, cry, and experience whatever you may or may not be feeling as part of the process.
- Take care of yourself. Eat healthy, get enough sleep, and try to exercise.
- Identify the feelings you are having, and acknowledge that they are normal and healthy.
- Set realistic expectations about how much time you may need, and take one step at a time.
- Recognize that feelings of happiness, joy, and peace are not disloyal to the memory of what you have lost.
- Express your thoughts and feelings by writing about your loss as well as your hope for the future.
- If these feelings become overwhelming, consider seeking help from a professional.

**Read:** You do not have to grieve alone and can turn to others in your time of need. You can find support from family, friends, Church leaders, and, most importantly, the Savior.

Sister Sharon Eubank taught about how the Savior can help us: “When tragedies overtake us, when life hurts so much we can’t breathe, when we’ve taken a beating like the man on the road to Jericho and been left for dead, Jesus comes along and pours oil into our wounds, lifts us tenderly up, takes us to an inn, looks after us [see Luke 10:30–35]. To those of us in grief, He says, ‘I will . . . ease the burdens which are put upon your shoulders, that even you cannot feel them upon your backs, . . . that ye may know of a surety that I, the Lord God, do visit my people in their afflictions’ [Mosiah 24:14]. Christ heals wounds” (“Christ: The Light That Shines in Darkness,” *Ensign* or *Liahona*, May 2019, 74).

As we experience grief, it can feel unbearable, and we may feel a desire to isolate ourselves from other people. However, remember that we can find support through others.

**Watch:** “Christ’s Atoning Love Heals Grieving Hearts,” available at [srs.ChurchofJesusChrist.org/videos \[3:22\]](https://www.churchofjesuschrist.org/videos/3:22).

**Discuss:** What can we learn from the story in the video about working through grief?

## 6. WAYS TO OFFER HELP

**Read:** You may know someone who has lost a loved one, is going through a hard time, or has been diagnosed with depression or another illness. It can be hard to know what to say or do around them. You might feel embarrassed or uncomfortable showing emotion or being near someone who is showing emotions. In the left column below are some examples of less helpful phrases you may have heard people use when trying to help someone who is grieving. In the right column are helpful phrases you could use instead.

LESS HELPFUL	MORE HELPFUL
<p><i>"I know exactly how you feel."</i></p> <p>Even if we have been through something very similar, it is always better to ask questions and listen to how the person feels.</p> <p><i>"Just have faith; everything will work out."</i></p> <p>Of course we should have faith, but that doesn't change whether something is painful or not. It's important to be present with the person.</p> <p><i>"At least you . . ."</i></p> <p>When we start sentences with "at least," we minimize what the person has been through.</p> <p><i>"God has a plan."</i></p> <p>This can sound like we are trying to quickly solve the problem instead of really listening and loving.</p> <p><i>"They're in a better place."</i></p> <p>Saying this doesn't make the person miss his or her loved one any less.</p>	<p><i>"I don't know what to say right now, but I'm so glad you told me."</i></p> <p><i>"Tell me about what you're feeling right now."</i></p> <p><i>"I care about you."</i></p> <p><i>"I'm here for you."</i></p> <p><i>"It's OK to feel this way."</i></p>

**Read:** Each person is unique and will have different needs. Even if you say all the right things, the other person may still feel upset. Being hurt and upset is a natural part of being sad or depressed. Your most important job is to show up, listen, and offer love and kindness.



**ACTIVITY (5 minutes)**

---

**Step 1:** Watch the video “Like a Broken Vessel Part 2,” available at [srs.ChurchofJesusChrist.org/videos](https://srs.ChurchofJesusChrist.org/videos) [1:46].

**Step 2:** Ponder the following questions and write your thoughts below.

- What stood out to you about Elder Holland’s counsel?
- How has the Lord helped you manage challenging emotions?

---

---

---

---

---

---

---

---

---

---

**Tip:** Review the “Resources” section at the end of this chapter for a list of resources for dealing with various challenges in life.

**Discuss:** How might you help someone who is struggling emotionally?



## PONDER—Maximum Time: 5 Minutes

*Individually think about what you have learned today, and consider what God would have you do. Read the quote and write your responses to the questions below.*

*“Though we may feel we are ‘like a broken vessel,’ . . . we must remember, that vessel is in the hands of the divine potter. Broken minds can be healed just the way broken bones and broken hearts are healed. While God is at work making those repairs, the rest of us can help by being merciful, nonjudgmental, and kind” (Jeffrey R. Holland, “Like a Broken Vessel,” Ensign or Liahona, Nov. 2013, 42).*

What are the most meaningful things I learned today?

---

---

---

---

What is one thing I will do as a result of what I learned today? (This could be your personal commitment for the week. If you can't think of a commitment, some potential ideas are listed below.)

---

---

---

---

- Commitment Ideas:**
- Try one of the ideas for personal support this week (from item 4 in the “Learn” section).
  - Practice helpful phrases you could use when supporting someone (from item 6 in the “Learn” section).



## COMMIT—Maximum Time: 5 Minutes

*Each week we make commitments. Your response in the “Ponder” section could become your personal commitment for the week. When we meet next week, we will begin by reporting on our commitments. Read through the following commitments. Besides contacting and supporting your action partner(s), decide which of the commitments below you will commit to. Please read each of your commitments aloud to your action partner. Promise to keep your commitments, and then sign below.*

### MY COMMITMENTS

- A** I will act on my idea to bring more balance to my life.
  - B** I will write down one thing I am grateful for each day and thank God for it.
  - C** I will work on my personal commitment from the “Ponder” section.
  - D** I will contact and support my action partner.
  - E** I will share what I've learned today with my family or friends.
- 

\_\_\_\_\_  
*My signature*

\_\_\_\_\_  
*Action partner's signature*



## RESOURCES

### ADDITIONAL CHURCH RESOURCES FOR MANAGING FEELINGS OF DEPRESSION

#### **Mental Health**

[mentalhealth.ChurchofJesusChrist.org](https://mentalhealth.ChurchofJesusChrist.org)

#### **Counseling Resources: Mental Health**

[providentliving.ChurchofJesusChrist.org/leader/ministering-resources/mental-health](https://providentliving.ChurchofJesusChrist.org/leader/ministering-resources/mental-health)

#### **Counseling Resources: Caregivers**

[providentliving.ChurchofJesusChrist.org/leader/ministering-resources/caregivers](https://providentliving.ChurchofJesusChrist.org/leader/ministering-resources/caregivers)

#### **Self-Reliance Latter-day Saints Channel Blog**

[ChurchofJesusChrist.org/inspiration/latter-day-saints-channel/blog/post/self-reliance-mentalemotional-health-the-lds-resources-we-have-to-help](https://ChurchofJesusChrist.org/inspiration/latter-day-saints-channel/blog/post/self-reliance-mentalemotional-health-the-lds-resources-we-have-to-help)

#### ***For the Strength of Youth: Physical and Emotional Health***

[ChurchofJesusChrist.org/study/manual/for-the-strength-of-youth/physical-and-emotional-health](https://ChurchofJesusChrist.org/study/manual/for-the-strength-of-youth/physical-and-emotional-health)

#### **Finding a Mental Health Professional Who's Right for You**

[ChurchofJesusChrist.org/study/liahona/2019/01/finding-a-mental-health-professional-whos-right-for-you](https://ChurchofJesusChrist.org/study/liahona/2019/01/finding-a-mental-health-professional-whos-right-for-you)







## 6

# OVERCOMING ANGER

---

### MY FOUNDATION PRINCIPLE

- Solve Problems

### EMOTIONAL VALUES AND SKILLS

1. Understanding Anger
2. Realizing How Anger Escalates
3. Understanding the Emotions behind Anger
4. Choosing to Respond to Anger in Different Ways
5. Managing Anger as a Disciple of Jesus Christ



## REPORT—Maximum Time: 15 Minutes

### STEP 1: EVALUATE WITH YOUR ACTION PARTNER (5 MINUTES)

Take a few minutes to think about how you did with your commitments last week. Draw a circle around the color that represents how you felt you did with each commitment. For example, the red circle means you gave very little effort, the yellow circle represents some effort, and the green circle is for significant effort. Share your evaluation with your action partner.

	● Very little effort	● Some effort	● Significant effort	Action Partner Initials
<b>A</b> I acted on my idea to bring more balance to my life.	●	●	●	
<b>B</b> I wrote down one thing I am grateful for each day.	●	●	●	
<b>C</b> I worked on my personal commitment.	●	●	●	
<b>D</b> I contacted and supported my action partner.	●	●	●	
<b>E</b> I shared what I learned with my family or friends.	●	●	●	

### STEP 2: SHARE YOUR EXPERIENCES WITH THE GROUP (5 MINUTES)

As a group, share the things you learned last week while working on your commitments. The questions below might help the discussion.

**Discuss:** What experiences did you have while practicing the My Foundation principle?

What techniques did you practice regarding sadness and depression?



### STEP 3: CHOOSE ACTION PARTNERS (5 MINUTES)

Choose an action partner from the group for this coming week. Ideally, action partners are the same gender and are not family members.

Take a couple of minutes to meet with your action partner. Introduce yourselves, and discuss how you will contact each other throughout the week.

\_\_\_\_\_

*Action partner's name*

\_\_\_\_\_

*Contact information*

Write down how and when you will contact each other this week.

SUN	MON	TUES	WED	THURS	FRI	SAT



## MY FOUNDATION: SOLVE PROBLEMS

—Maximum Time: 20 Minutes


**Report:** Briefly share with the group a difficult task you were able to finish last week.

**Ponder:** Why does Heavenly Father allow us to face problems and challenges?

**Watch:** “A Bigger Truck?” available at [srs.ChurchofJesusChrist.org/videos](https://srs.ChurchofJesusChrist.org/videos). (No video? Read the transcript for “A Bigger Truck?”)

### A BIGGER TRUCK?

If you are unable to watch the video, read this script.



#### President Dallin H. Oaks:

Two men formed a partnership. They built a small shed beside a busy road. They obtained a truck and drove it to a farmer’s field, where they purchased a truckload of melons for a dollar a melon. They drove the loaded truck to their shed by the road, where they sold their melons for a dollar a melon.

They drove back to the farmer’s field and bought another truckload of melons for a dollar a melon. Transporting them to the roadside, they again sold them for a dollar a melon. As they drove back toward the farmer’s field to get another load, one partner said to the other, “We’re not making much money on this business, are we?” “No, we’re not,” his partner replied. “Do you think we need a bigger truck?”

(“Focus and Priorities,” *Ensign*, May 2001, 82)

**Discuss:** What is the real problem in this story? What are some options for the two men?

**Read:** The following scripture passage and statement by Elder Hales:

“Behold, you have not understood; you have supposed that I would give it unto you, when you took no thought save it was to ask me.

“But, behold, I say unto you, that you must study it out in your mind; then you must ask me if it be right, and if it is right I will cause that your bosom shall burn within you; therefore, you shall feel that it is right.

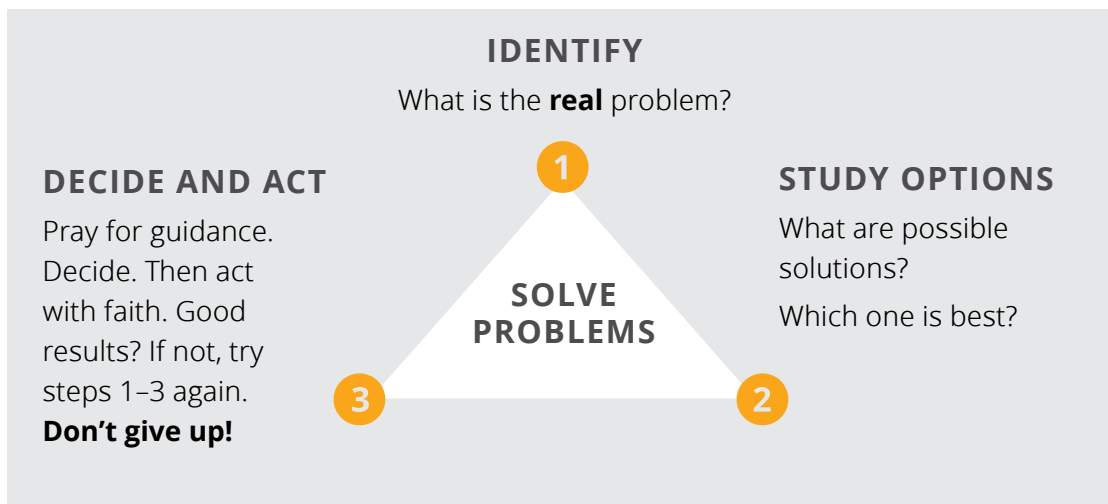
“But if it be not right you shall have no such feelings, but you shall have a stupor of thought that shall cause you to forget the thing which is wrong” (Doctrine and Covenants 9:7–9).

“The Lord expects us to help solve our own problems. . . . We are thinking, reasoning human beings. We have the ability to identify our needs, to plan, to set goals, and to solve our problems” (Robert D. Hales, “Every Good Gift,” *New Era*, Aug. 1983, 8, 9).

## ACTIVITY

---

**Step 1:** Choose a partner, and read the steps below.



**Step 2:** Choose a problem you are facing and write it below.

---

**Step 3:** Apply each step to your problem.

Identify: \_\_\_\_\_

Study options: \_\_\_\_\_

\_\_\_\_\_

Decide and act: \_\_\_\_\_

\_\_\_\_\_

**Read:** The following scripture passages:

“And now, if the Lord has such great power, and has wrought so many miracles among the children of men, how is it that he cannot instruct me, that I should build a ship?” (1 Nephi 17:51).

“Now I, Nephi, did not work the timbers after the manner which was learned by men, neither did I build the ship after the manner of men; but I did build it after the manner which the Lord had shown unto me; wherefore, it was not after the manner of men.

“And I, Nephi, did go into the mount oft, and I did pray oft unto the Lord; wherefore the Lord showed unto me great things” (1 Nephi 18:2-3).

**Discuss:** How was Nephi able to build a ship?

**Commit:** I will act on the steps we discussed in the activity to work on my problem. (Remember, don't give up. It takes time to solve problems and make changes.)

\_\_\_\_\_

\_\_\_\_\_



## LEARN—Maximum Time: 60 Minutes

### 1. UNDERSTANDING ANGER

**Read:** Everyone experiences anger. There are countless reasons to feel angry. We can't always control angry feelings, and it is easy to feel justified in our anger. We may even feel better in the moment after expressing anger in aggressive ways. But expressing anger doesn't help us feel better in the long-term, and it can result in strained relationships, physical illness, financial loss, and spiritual or even physical damage to self and others.

The Savior taught the Nephites: "There shall be no disputations among you. . . . For verily, verily I say unto you, he that hath the spirit of contention is not of me, but is of the devil, who is the father of contention, and he stirreth up the hearts of men to contend with anger, one with another. Behold, this is not my doctrine, to stir up the hearts of men with anger, one against another; but this is my doctrine, that such things should be done away" (3 Nephi 11:29–30).



**Ponder:** Think of a time when you felt angry; then complete the chart below.

SITUATION	HOW DID I RESPOND?	WHAT WAS THE RESULT?
<b>Example</b> I bought new shoes for my son. He left them out last night, and they were stolen.	I got upset with my son and yelled at him for being irresponsible and leaving the shoes outside.	My son was afraid of me and didn't want to talk to me. He loved those shoes and feels worse about his mistake.

**Discuss:** How does managing anger help us become better disciples of Jesus Christ?

## 2. REALIZING HOW ANGER ESCALATES

**Read:** When we allow ourselves to dwell on angry thoughts, our body also reacts. Physical reactions in the body increase our “emotional temperature level.” Certain behaviors can intensify our anger, so learning skills that help us “cool down” is an important part of managing anger.

	<b>BEHAVIORS THAT “HEAT” ANGER</b>		<b>SKILLS THAT “COOL” ANGER</b>
	<ul style="list-style-type: none"> <li>- Making accusations</li> <li>- Arguing while angry</li> <li>- Yelling, screaming, shouting</li> <li>- Dwelling on hurt feelings</li> <li>- Planning revenge</li> <li>- Engaging in any form of violence</li> </ul>		<ul style="list-style-type: none"> <li>- Counting to 10 or higher</li> <li>- Noncompetitive exercising</li> <li>- Meditating, praying, and relaxing</li> <li>- Going outside</li> <li>- Choosing helpful thoughts</li> <li>- Listening to calming music</li> <li>- Taking deep breaths</li> </ul>

**Discuss:** What other things have helped you to “cool down”?

## 3. UNDERSTANDING THE EMOTIONS BEHIND ANGER

**Read:** To manage your anger, identify the different emotions underlying it. It’s often easier to be angry than to deal with your real, underlying feelings. Below is a list of some underlying emotions and experiences that may result in you feeling angry.

UNDERLYING EMOTIONS AND FEELINGS			
○ Resentful	○ Embarrassed	○ Anxious	○ Offended
○ Disappointed	○ Frustrated	○ Worried	○ Victimized
○ Ashamed	○ Inferior	○ Threatened	○ Lonely
○ Hopeless	○ Grief	○ Nervous	○ Injustice
○ Guilty	○ Insensitive	○ Rejected	○ Hunger
○ Overwhelmed	○ Heartbroken	○ Entitled	○ Fatigue
	○ Afraid	○ Hurt	○ Unmet expectations

## ACTIVITY (5 minutes)

**Step 1:** As a group, read the following scenarios together, and note how recognizing the underlying emotions can decrease anger.

**Step 2:** On your own, think of a situation when you might feel angry. In the chart below, write down the situation and a response that can “heat” anger. Then identify the underlying emotions and write down a response that can “cool” anger.

SITUATION	RESPONSES THAT “HEAT” ANGER	UNDERLYING EMOTION(S) AND EXPERIENCE(S)	RESPONSES THAT “COOL” ANGER
<p><b>Example</b></p> <p>You are driving home from work. It has been a long day, and traffic is heavy. You are running late for an appointment. Another driver almost causes an accident, then gives you an offensive gesture.</p>	<p>Yelling</p> <p>Dwelling on hurt feelings</p> <p>Thinking, “How dare he think this is my fault! Why do they let guys like that drive on the road?”</p>	<p>Stress</p> <p>Injustice</p> <p>Fatigue</p> <p>Fear</p>	<p>Using calming music or focusing on your breathing to remind yourself, “I can either make it worse or let it go. I don’t know why he is driving that way. I need to stay calm and give him the benefit of the doubt.”</p> <p>Thinking, “Driving upset could also cause me to get in an accident.”</p>
<p><b>Example</b></p> <p>You told your son to clean his room before playing with friends, but he ignored you and played with friends instead.</p>	<p>Thinking, “This child will never listen to me! I don’t like being a parent! No matter what I do, I can’t get through to my child.”</p>	<p>Unmet expectations</p> <p>Disappointment</p> <p>Blame</p> <p>Hurt</p>	<p>Thinking, “He is still young and learning why it’s important to have a clean room and listen to his parents. Maybe I need to help him understand why we take care of our things. I will calmly talk with him about ways we can do that.”</p>

**Discuss:** How can prayer help us cool our anger?

#### 4. CHOOSING TO RESPOND TO ANGER IN DIFFERENT WAYS

**Read:** It is important to understand the connection between anger and agency. As things happen in our lives, we may feel anger, but we are able to choose how to respond to this feeling: to become angry or to become charitable, kind, and generous.

Elder Lynn G. Robbins described a situation where an athletically talented young man tried out for and made it onto a sports team. On the first day of practice, the coach had the young man play against another player while the team watched. “When he missed an easy shot, he became angry and stomped and whined. The coach walked over to him and said, ‘You pull a stunt like that again, and you’ll never play for my team.’ For the next three years he never lost control again. Years later, as he reflected back on this incident, he realized that the coach had taught him a life-changing principle that day: anger can be controlled” (“Agency and Anger,” *Ensign*, May 1998, 80).

**Discuss:** When is a time you chose not to respond in anger?

#### ACTIVITY (2 minutes)

---

Becoming aware of when you feel anger can help you better manage your anger. With a partner, briefly review the “My Anger Awareness Exercise” later in the chapter. Fill it out during the coming week to help you become more aware of when you feel angry.

---

**Read:** One way you can choose to respond is through humor. Elder Jeffrey R. Holland taught, “Jesus found special joy and happiness in children and said all of us should be more like them—guileless and pure, quick to laugh and to love and to forgive” (“This Do in Remembrance of Me,” *Ensign*, Nov. 1995, 68–69). Being able to laugh at yourself or find humor in a situation helps you better cope with life’s unexpected frustrations and disappointments. Uplifting humor can help improve your attitude, relationships, and health. This kind of humor does not offend or embarrass others. As it says in Proverbs, “A merry heart doeth good like a medicine” (Proverbs 17:22). While it’s not appropriate to laugh all the time, most people could benefit by laughing more.



**Discuss:** How can appropriate humor help us manage our anger?

## 5. MANAGING ANGER AS A DISCIPLE OF JESUS CHRIST

**Read:** Living in unity with Jesus Christ can help you feel peace instead of anger. The “mighty change” of heart (Alma 5:14) that comes from being unified with Jesus Christ can help you to want to forgive others, “do good continually” (Mosiah 5:2), and “wait upon the Lord” (Psalm 37:9). The Holy Ghost will fill you with “love, joy, peace, longsuffering, gentleness, goodness, faith, meekness, [and] temperance” (Galatians 5:22–23).

**Watch:** “Forgiveness: My Burden Was Made Light,” available at [srs.ChurchofJesusChrist.org/videos](https://srs.ChurchofJesusChrist.org/videos) [8:24].

**Discuss:** How are we blessed as we turn to the Savior to manage anger?

**Read:** *Anger can lead to violent or abusive behavior. Domestic violence is different than minor disagreements. No one is expected to endure abusive behavior or violence. See [abuse.ChurchofJesusChrist.org](https://abuse.ChurchofJesusChrist.org) for crisis help lines (available in English only) and other resources.*

*If you are the victim of domestic violence, get help immediately, including contacting appropriate authorities. The Church does not tolerate abuse of any kind. President Gordon B. Hinckley said, “We condemn most strongly abusive behavior in any form. We denounce the physical, sexual, verbal, or emotional abuse of one’s spouse or children” (“What Are People Asking about Us?” Ensign, Nov. 1998, 72). Whether you are a victim or a perpetrator, seek help now if you are caught in a web of abuse. Your bishop or other Church leaders can help you heal.*

**MY ANGER AWARENESS EXERCISE**

Describe some situations that trigger your anger. (For example, an argument with your spouse or friend, dealing with financial issues, or having a messy house.)

Describe the reasoning or thoughts that increase your anger. (For example, "They only care about themselves" or "My friend is so irresponsible.")

Describe the feelings behind your anger. (For example, feeling disrespected, used, or ignored.)

Describe the physical reactions you feel that are signs you are getting angry. (For example, sweaty palms, fast heartbeat, tenseness, or irritability.)

Describe how you act out in anger, including your worst behavior. (For example, yelling, slamming doors, or hitting.)

Describe a skill that cools your anger. (For example, counting to 10 or doing breathing exercises.)

Describe how you will respond the next time you feel angry.



## PONDER—Maximum Time: 5 Minutes

*Individually think about what you have learned today, and consider what the Lord would have you do. Read the quote and write your responses to the questions below.*

*“So many of us make a great fuss of matters of small consequence. We are so easily offended. Happy is the man who can brush aside the offending remarks of another and go on his way” (Gordon B. Hinckley, “Slow to Anger,” Ensign or Liahona, Nov. 2007, 63).*

What are the most meaningful things I learned today?

---

---

---

---

What is one thing I will do as a result of what I learned today? (This could be your personal commitment for the week. If you can't think of a commitment, some potential ideas are listed below.)

---

---

---

---

- Commitment Ideas:**
- Complete the “My Anger Awareness Exercise” (from item 5 in the “Learn” section).
  - Practice a “cool down” skill (from item 2 in the “Learn” section).
  - Identify the underlying emotions and experiences each time you feel angry (from item 3 in the “Learn” section).



## COMMIT—Maximum Time: 5 Minutes

*Each week we make commitments. Your response in the “Ponder” section could become your personal commitment for the week. When we meet next week, we will begin by reporting on our commitments. Read through the following commitments. Besides contacting and supporting your action partner(s), decide which of the commitments below you will commit to. Please read each of your commitments aloud to your action partner. Promise to keep your commitments, and then sign below.*

### MY COMMITMENTS

- A** I will use the steps we discussed to work on solving my problem.
- B** I will write down one thing I am grateful for each day and thank God for it.
- C** I will work on my personal commitment from the “Ponder” section.
- D** I will contact and support my action partner.
- E** I will share what I learned with my family or friends.

---

*My signature*

---

*Action partner's signature*







## 7

# MANAGING ADDICTIVE BEHAVIORS

---

### MY FOUNDATION PRINCIPLE

- Show Integrity

### EMOTIONAL VALUES AND SKILLS

1. Levels of Addiction
2. Addiction Is Both a Spiritual and Physical Challenge
3. Doing Your Part
4. Supporting Those Struggling with Addiction
5. Spouse, Family Members, and Friends
6. Preventing Addiction



## REPORT—Maximum Time: 15 Minutes

### STEP 1: EVALUATE WITH YOUR ACTION PARTNER (5 MINUTES)

Take a few minutes to think about how you did with your commitments last week. Draw a circle around the color that represents how you felt you did with each commitment. For example, the red circle means you gave very little effort, the yellow circle represents some effort, and the green circle is for significant effort. Share your evaluation with your action partner.

	● Very little effort	● Some effort	● Significant effort	Action Partner Initials
<b>A</b> I used the steps to work on my problem.	●	●	●	
<b>B</b> I wrote down one thing I am grateful for each day.	●	●	●	
<b>C</b> I worked on my personal commitment.	●	●	●	
<b>D</b> I contacted and supported my action partner.	●	●	●	
<b>E</b> I shared what I learned with my family or friends.	●	●	●	

### STEP 2: SHARE YOUR EXPERIENCES WITH THE GROUP (5 MINUTES)

As a group, share the things you learned last week while working on your commitments. The questions below might help the discussion.

**Discuss:** What experiences did you have while practicing the My Foundation principle?

How did you practice understanding feelings of anger?



### STEP 3: CHOOSE ACTION PARTNERS (5 MINUTES)

Choose an action partner from the group for this coming week. Ideally, action partners are the same gender and are not family members.

Take a couple of minutes to meet with your action partner. Introduce yourselves, and discuss how you will contact each other throughout the week.

\_\_\_\_\_

*Action partner's name*

\_\_\_\_\_

*Contact information*

Write down how and when you will contact each other this week.

SUN	MON	TUES	WED	THURS	FRI	SAT



## MY FOUNDATION: SHOW INTEGRITY

—Maximum Time: 20 Minutes

**Ponder:** Why does the Lord love those with “integrity of heart” (Doctrine and Covenants 124:15)?

**Watch:** “What Shall a Man Give in Exchange for His Soul?” available at [srs.ChurchofJesusChrist.org/videos](https://srs.ChurchofJesusChrist.org/videos). (No video? Read the transcript for “What Shall a Man Give in Exchange for His Soul?”)

### WHAT SHALL A MAN GIVE IN EXCHANGE FOR HIS SOUL?

If you are unable to watch the video, read this script.



**Elder Robert C. Gay:**

The Savior once asked His disciples the following question: “What shall a man give in exchange for his soul?”

This is a question that my father taught me to carefully consider years ago. As I was growing up, my parents assigned me chores around the house and paid me an allowance for that work. I often used that money, a little over 50 cents a week, to go to the movies. Back then a movie ticket cost 25 cents for an 11-year-old. This left me with 25 cents to spend on candy bars, which cost 5 cents apiece. A movie with five candy bars! It couldn't get much better than that.

All was well until I turned 12. Standing in line one afternoon, I realized that the ticket price for a 12-year-old was 35 cents, and that meant two less candy bars. Not quite prepared to make that sacrifice, I reasoned to myself, “You look the same as you did a week ago.” I then stepped up and

asked for the 25-cent ticket. The cashier did not blink, and I bought my regular five candy bars instead of three.

Elated by my accomplishment, I later rushed home to tell my dad about my big coup. As I poured out the details, he said nothing. When I finished, he simply looked at me and said, "Son, would you sell your soul for a nickel?" His words pierced my 12-year-old heart. It is a lesson I have never forgotten.

("What Shall a Man Give in Exchange for His Soul?" *Ensign* or *Liahona*, Nov. 2012, 34)

**Discuss:** What does it mean to have integrity? What are some small ways people give away their souls to get things in this life?

**Read:** "We believe in being honest" (Articles of Faith 1:13).

"Till I die I will not remove mine integrity from me" (Job 27:5).

## ACTIVITY

---

On your own, read the list below and rate how you're doing on each one to see where you could be more honest.

### How Often Do I Act This Way

1 = never, 2 = sometimes, 3 = often, 4 = always

- \_\_\_ 1. I keep my promises.
  - \_\_\_ 2. I do not exaggerate to make things appear better than they are.
  - \_\_\_ 3. I tell the truth, even if I made the wrong choice.
  - \_\_\_ 4. I give back what I borrow and do not take things that aren't mine.
  - \_\_\_ 5. I am faithful to my spouse (if married) and family in my words and actions.
  - \_\_\_ 6. I never cheat, even when I know I won't be caught.
  - \_\_\_ 7. When I find something that isn't mine, I return it to the owner.
  - \_\_\_ 8. I always pay back money I borrow.
  - \_\_\_ 9. I admit when I've made a mistake.
-

**Read:** The following scripture passage and statement by Elder Wirthlin:

“And I would that ye should remember, that whosoever among you borroweth of his neighbor should return the thing that he borroweth, according as he doth agree, or else thou shalt commit sin; and perhaps thou shalt cause thy neighbor to commit sin also” (Mosiah 4:28).

“Integrity means always doing what is right and good, regardless of the immediate consequences. It means being righteous from the very depth of our soul, not only in our actions but, more importantly, in our thoughts and in our hearts. . . . A little lying, a little cheating, or taking a little unfair advantage are not acceptable to the Lord. . . . The consummate reward of integrity is the constant companionship of the Holy Ghost. . . . When we do what is right, he can dwell with us and guide us in all we do” (Joseph B. Wirthlin, “Personal Integrity,” *Ensign*, May 1990, 30, 32–33).

**Discuss:** Why is being honest necessary to become more emotionally resilient?

**Commit:** I will be more honest in one of the nine areas I rated above.



## LEARN—Maximum Time: 60 Minutes

### 1. LEVELS OF ADDICTION

**Read:** Agency is a divine gift from Heavenly Father. The adversary wants to distract us and limit our ability to make good choices. One way he does this is through addictions. Someone can become addicted to many different types of behaviors or substances. These include but are not limited to alcohol, illicit drugs, pornography, sex, tobacco, food, technology, and gambling.

**Watch:** “What Is Addiction?” available at [srs.ChurchofJesusChrist.org/videos](https://srs.ChurchofJesusChrist.org/videos) [1:31].

**Discuss:** How do you define the word *addiction*?

#### ACTIVITY (10 minutes)

**Step 1:** Some people may think they are addicted when they actually aren't. Others may feel that nothing is wrong even though they are trapped in an addictive behavior. As a group, read through the three levels of addictive and compulsive behaviors below (adapted from Dallin H. Oaks, “Recovering from the Trap of Pornography,” *Ensign* or *Liahona*, Oct. 2015, 32–37). Keep in mind that these levels apply to how frequently someone engages in the addictive or compulsive pattern. That means, for example, that these levels don't apply to something like a normal or healthy eating pattern, but they do apply to a pattern of over-eating.

- **Exposure.** This level is where one engages in a behavior or uses a substance either by accident or just to try it out. It is important to note that accidental behavior or substance use is considered a mistake, which calls for correction rather than repentance.
- **Occasional use.** While it may not happen daily, or even that often, the danger with any intentional use is that it always invites more. No matter how casual or infrequent the action, it will inevitably increase the desire to use the substance or engage in the behavior.
- **Intensive use.** Frequent intentional use can lead to a habit, which is a pattern of behavior that becomes difficult to control and almost automatic. With habitual use, individuals experience a need for more ways to have the same reaction in order to satisfy the urge or craving.

**Step 2:** As a group, read the following quote by President Oaks and then discuss the questions that follow.

“If behavior is incorrectly classified as an addiction, the user may think he or she has lost agency and the capacity to overcome the problem. This can weaken resolve to recover and repent. On the other hand, having a clearer understanding of the depth of a problem—that it may not be as ingrained or extreme as feared—can give hope and an increased capacity to exercise agency to discontinue and repent” (“Recovering from the Trap of Pornography,” 34–35).

How can it be harmful to label a behavior as an addiction when it isn’t one?

How could it be harmful if you thought you weren’t addicted when you really were?

## 2. ADDICTION IS BOTH A SPIRITUAL AND PHYSICAL CHALLENGE

**Read:** Addictive and compulsive behaviors are not only a spiritual challenge but a physical one. Elder M. Russell Ballard taught: “Researchers tell us there is a mechanism in our brain called the pleasure center [see National Institute on Drug Abuse, *Drugs, Brains, and Behavior—The Science of Addiction* (2010), 18, [drugabuse.gov/scienceofaddiction/sciofaddiction.pdf](http://drugabuse.gov/scienceofaddiction/sciofaddiction.pdf)]. When activated by certain drugs or behaviors, it overpowers the part of our brain that governs our willpower, judgment, logic, and morality. This leads the addict to abandon what he or she knows is right” (“O That Cunning Plan of the Evil One,” *Ensign or Liahona*, Nov. 2010, 108). While we may be doing all that is necessary to heal spiritually from an addiction, healing may still be necessary for our body, specifically our brain. As we work on our addictive behaviors, our brains can change and heal.

*Preach My Gospel* gives an example of this by describing challenges for new converts, but this counsel applies to anyone involved in an addiction: “Repentance may involve an emotional and physical process. . . . Thus, both repentance and recovery may take considerable time. . . . Baptism and confirmation may not fully do away with the emotional and physical urges that go along with these behaviors. Even though a person may have some initial success, further emotional healing may be necessary to completely repent and recover” (*Preach My Gospel: A Guide to Missionary Service* [2018], 189).

**Watch:** “Why Is It So Hard to Quit?” available at [srs.ChurchofJesusChrist.org/videos](http://srs.ChurchofJesusChrist.org/videos) [2:01].

**Discuss:** Why is it important to understand that addiction is both a physical and emotional challenge?

### 3. DOING YOUR PART

**Read:** Although the recovery process can be difficult, the scriptures give hope that “I can do all things through Christ which strengtheneth me” (Philippians 4:13). Below are some general principles that can assist you, with the Lord’s help, to recover from an addictive behavior or habit.

- **Pray for help.** You can always ask God for His help. He is there and will answer your prayer.
- **Find hope.** Know that the Savior can heal you as you do your part.
- **Be honest.** Addiction gains power in secrecy, but it is weakened with honesty.
- **Connect with others.** Connection can fill needs that addiction often offsets.
- **Make a plan.** Prayerfully consider changes you need to make, avoid difficult situations, and learn from your mistakes. Think about Moroni and the many layers of protection against the Lamanites he had his people build (see Alma 49).
- **Be accountable.** Ask for help from someone you trust, make a follow-up plan together with your trusted person, and regularly review your progress.
- **Get support.** You don’t have to do this alone. Speak with your family, bishop, leaders, or friends.
- **Remember that you are a child of God.** Don’t define yourself by your addiction. Have compassion for yourself and others.
- **Don’t give up.** Even if you slip up, no effort is wasted. It takes time to heal. Be patient with yourself.

See chapter 2, “Healthy Thinking Patterns,” for additional ideas.

**Read:** *Some individuals may need to take more significant steps to heal. This includes asking a doctor for help, attending a 12-step addiction recovery meeting, working with a therapist or treatment program, or a combination of approaches.*

**Watch:** “What Is Addiction Recovery?” available at [srs.ChurchofJesusChrist.org/videos](https://srs.ChurchofJesusChrist.org/videos) [2:08].

### ACTIVITY (5 minutes)

---

**Step 1:** With a partner, discuss how the skills above could help someone change himself or herself.

**Step 2:** Share your answers as a group.

---

**Tip:** For more information, review additional Church resources, such as the ones that follow.

- [AddressingPornography.ChurchofJesusChrist.org](http://AddressingPornography.ChurchofJesusChrist.org)
- [AddictionRecovery.ChurchofJesusChrist.org](http://AddictionRecovery.ChurchofJesusChrist.org)
- “Addiction” under the “Life Help” section of the Gospel Library app

## 4. SUPPORTING THOSE STRUGGLING WITH ADDICTION

**Read:** People who struggle with an addictive behavior or habit need support and help from those around them. If someone reaches out to you for help, thank him or her for having the courage to be honest with you and listen carefully to what he or she says. Pray for help in keeping your emotions, such as anger, hurt, or resentment, in check. Tell the person that you love him or her and want to help. Encourage the individual to work with Church leaders and others who can assist.

If you believe someone you love needs help but hasn't opened up to you, tell the person about your concern. Express your love, share your concerns, and tell of your desire to help. Even if the person rejects your offer to help, continue to show your love and don't give up.

As your loved one tries to heal, he or she may feel discouraged and hopeless. You can provide encouragement and support by acknowledging the progress your loved one is making as well as testifying that there is still hope and the Lord loves him or her.



**Read:** You can support your loved one by reinforcing his or her efforts to come unto Christ and heal. In some instances, your help can be very beneficial and even lifesaving. However, you must be careful not to support your loved one in making poor choices or enable him or her to commit sin. If you fall into a trap of consistently rescuing your loved one, you may hinder his or her recovery and delay your loved one from turning to the Lord for help. Everyone's situation is different and may require a different response. Pray for the Spirit to guide you, and consider asking others with experience or expertise for help.

Structure and rules can help someone dealing with addiction get through the recovery process. A person involved—a parent or spouse, for example—can set and clearly communicate boundaries, make rules, and hold your loved one accountable for his or her choices, for experiencing consequences can provide your loved one with increased motivation to heal. These actions are not done to control your loved one or friend but rather to minimize the negative impact of his or her choices in your life and the lives of other loved ones around him or her.

### **ACTIVITY (10 minutes)**

---

**Step 1:** As a group, read the following scenario.

Jorge and Juanita have been married for 18 years and are converts to the Church. Before joining the Church, Jorge drank occasionally, with a few periods of heavy drinking, but he has been sober for many years. One day, Juanita catches Jorge drinking a beer. He denies he has a problem, minimizes the situation, and promises to quit. Juanita feels he is not being honest with her, but she drops the subject and feels uncomfortable talking to him about it. For many years, Jorge has been an active father and husband, but he has been distancing himself from his family as his drinking has increased. Secretly, Jorge wants to stop, but despite his best efforts, the situation is getting worse. He is scared to tell Juanita the truth and has not discussed anything with his bishop.

**Step 2:** Discuss with the group what responses Juanita could have. Which responses are helpful? Which responses are less helpful?

---

## 5. SPOUSE, FAMILY MEMBERS, AND FRIENDS

**Read:** It can be devastating when someone learns that a loved one is struggling with a compulsive or addictive behavior. This person may mistakenly blame themselves, be angry, or worry that there is no hope. A spouse, family member, or friend needs the healing power of the Savior just as much as his or her loved one who is caught up in a compulsive or addictive behavior or habit.

Below are some suggestions for the spouse, family members, and friends of someone struggling with addiction:

1. This isn't just your loved one's problem. It's not fair, but it affects you too. Turn your burdens over to the Lord and seek healing for yourself.
2. Pray for help and guidance. Seek the Lord. Be around people who love you.
3. You didn't cause the addiction, you can't control it, and you can't fix it. This is your loved one's challenge.
4. Get support. Speak with others you trust and feel safe with. You don't have to suffer in silence.

**Tip:** For more information, see the *Spouse and Family Support Guide* or attend a spouse and family support group (AddictionRecovery.ChurchofJesusChrist.org/spouses-and-families).

**Facilitator** Choose one of the videos below to watch as a group.

**Watch:** "What I Know Now: Spouses," available at [srs.ChurchofJesusChrist.org/videos](https://srs.ChurchofJesusChrist.org/videos) [3:52].

Or

"What I Know Now: Parents," available at [srs.ChurchofJesusChrist.org/videos](https://srs.ChurchofJesusChrist.org/videos) [3:55].

**Ponder:** What did you learn from the video that could help you?

---



---



---

## 6. PREVENTING ADDICTION

**Read:** Most addiction is preventable if you have a good understanding of yourself and the things that could entice you into addictive behaviors. For many people, addictive patterns often start in late teen years. The principles in the following chart can help prevent addiction.

PRINCIPLE	DESCRIPTION
1. Education	Educate yourself about what things are addictive and what addiction does to a person. Knowing how addiction can affect your body, mind, and spirit can be a useful deterrent.
2. Moderation	Prophets throughout time have taught the importance of moderation. Setting limits on your behaviors and deciding what you will and won't do can protect you from falling into addiction.
3. Connection	Having a strong connection with the Savior and other people can be a major protective factor in avoiding addictive behaviors. Good people in your life can help you feel God's love and be more resilient.
4. Transparency	Being honest with someone about your actions can help you avoid behaviors often associated with addiction, including lying, deceiving, and justifying. Being transparent makes it harder for addictive behaviors to take root.
5. Monitoring	For parents, knowing who your children's friends are, knowing what activities they participate in, and setting clear rules can protect against addiction. Have regular conversations with your children about these topics.

**Watch:** "Adolescent Addiction," available at [srs.ChurchofJesusChrist.org/videos](https://srs.ChurchofJesusChrist.org/videos) [2:18].

**Ponder:** Think about yourself or someone you care about. Which of the principles in the video and in the chart would you like to incorporate in this relationship? Consider sharing your plan with your action partner.

---

---

---

---

---



## PONDER—Maximum Time: 5 Minutes

*Individually think about what you have learned today, and consider what God would have you do. Read the quote below and write your responses to the questions.*

*“Save for the exception of the very few who defect to perdition, there is no habit, no addiction, no rebellion, no transgression, no apostasy, no crime exempted from the promise of complete forgiveness. That is the promise of the atonement of Christ” (Boyd K. Packer, “The Brilliant Morning of Forgiveness,” Ensign, Nov. 1995, 20).*

What are the most meaningful things I learned today?

---

---

---

---

What will I do as a result of what I learned today? (This could be your personal commitment for the week. If you can't think of a commitment, some potential ideas are listed below.)

---

---

---

---

- Commitment Ideas:**
- Support someone you love with a change he or she is trying to make (see item 4 of the “Learn” section).
  - Pray for help with a habit you are trying to change.
  - Choose a behavior to work on and set healthy limits.



## COMMIT—Maximum Time: 5 Minutes

*Each week we make commitments. Your response in the “Ponder” section could become your personal commitment for the week. When we meet next week, we will begin by reporting on our commitments. Read through the following commitments. Besides contacting and supporting your action partner(s), decide which of the commitments below you will commit to. Please read each of your commitments aloud to your action partner. Promise to keep your commitments, and then sign below.*

### MY COMMITMENTS

- A** I will work on being more honest.
- B** I will write down one thing I am grateful for each day and thank God for it.
- C** I will work on my personal commitment from the “Ponder” section.
- D** I will contact and support my action partner.
- E** I will share what I learned today with my family or friends.

---

*My signature*

---

*Action partner's signature*









## 8

# BUILDING HEALTHY RELATIONSHIPS

---

### MY FOUNDATION PRINCIPLE

- Communicate

### EMOTIONAL VALUES AND SKILLS

1. Relationships Are Important
2. Building Relationships
3. Be Understanding and Nonjudgmental
4. Communicate with "I" Messages
5. Be Charitable



## REPORT—Maximum Time: 15 Minutes

### STEP 1: EVALUATE WITH YOUR ACTION PARTNER (5 MINUTES)

Take a few minutes to think about how you did with your commitments last week. Draw a circle around the color that represents how you felt you did with each commitment. For example, the red circle means you gave very little effort, the yellow circle represents some effort, and the green circle is for significant effort. Share your evaluation with your action partner.

	● Very little effort	● Some effort	● Significant effort	Action Partner Initials
<b>A</b> I worked on being more honest.	●	●	●	
<b>B</b> I wrote down one thing I am grateful for each day.	●	●	●	
<b>C</b> I worked on my personal commitment.	●	●	●	
<b>D</b> I contacted and supported my action partner.	●	●	●	
<b>E</b> I shared what I learned with my family or friends.	●	●	●	

### STEP 2: SHARE YOUR EXPERIENCES WITH THE GROUP (5 MINUTES)

As a group, share the things you learned last week while working on your commitments. The questions below might help the discussion.

**Discuss:** What experiences did you have while practicing the My Foundation principle?

What skills did you practice regarding addictive behaviors?

### STEP 3: CHOOSE ACTION PARTNERS (5 MINUTES)

Choose an action partner from the group for this coming week. Ideally, action partners are the same gender and are not family members.

Take a couple of minutes to meet with your action partner. Introduce yourselves, and discuss how you will contact each other throughout the week.

\_\_\_\_\_

*Action partner's name*

\_\_\_\_\_

*Contact information*

Write down how and when you will contact each other this week.

SUN	MON	TUES	WED	THURS	FRI	SAT



## MY FOUNDATION: COMMUNICATE

—Maximum Time: 20 Minutes

**Ponder:** When has Heavenly Father answered my prayers?

**Watch:** “Creating Lift,” available at [srs.ChurchofJesusChrist.org/videos](https://srs.ChurchofJesusChrist.org/videos). (No video? Read the transcript for “Creating Lift.”)

### CREATING LIFT

If you are unable to watch the video, read this script.



**President Dieter F. Uchtdorf:**

In order to get an airplane off the ground, you must create lift. In aerodynamics, lift happens when air passes over the wings of an airplane in such a way that the pressure underneath the wing is greater than the pressure above the wing. When the upward lift exceeds the downward pull of gravity, the plane rises from the ground and achieves flight.

In a similar way, we can create lift in our spiritual life. When the force that is pushing us heavenward is greater than the temptations and distress that drag us downward, we can ascend and soar into the realm of the Spirit.

Though there are many gospel principles that help us to achieve lift, I would like to focus on one in particular.

Prayer!

Prayer is one of the principles of the gospel that provides lift. Prayer has the power to elevate us from our worldly cares. Prayer can lift us up through clouds of despair or darkness into a bright and clear horizon.

One of the greatest blessings and privileges and opportunities we have as children of our Heavenly Father is that we can communicate with Him through prayer. We can speak to Him of our life experiences, trials, and blessings. We can listen for and receive celestial guidance from the Holy Spirit at any time and at any place.

(See “Prayer and the Blue Horizon,” *Ensign* or *Liahona*, June 2009, 5–6)

**Discuss:** Why is listening an essential part of prayer?

**Read:** The following scripture passage and statement by President Nelson:

“I will tell you in your mind and in your heart, by the Holy Ghost, which shall come upon you and which shall dwell in your heart” (Doctrine and Covenants 8:2).

“Your soul will be blessed as you learn to listen, then listen to learn from children, parents, partners, neighbors, and Church leaders, all of which will heighten capacity to hear counsel from on high” (Russell M. Nelson, “Listen to Learn,” *Ensign*, May 1991, 24).

**Discuss:** How can we learn to better recognize answers to our prayers?

## ACTIVITY

---

**Step 1:** As a group, read the steps below and briefly discuss them.

**Step 2:** Ask one or two members of the group to tell the others about a challenge or question they have. Everyone else should follow the steps below and try to listen.

**Step 3:** When finished, ask the group members who spoke how they felt when the group really tried to listen.

## STEPS FOR LISTENING

1

### CONCENTRATE

- Focus on the speaker's words and body language.
- Don't interrupt.
- Don't look at or use your phone.

2

### APPRECIATE

- Look at the speaker.
- Use small words like "yes" or "okay."
- Thank the speaker.

4

### ASK

- Ask, "Did I understand?"
- Listen and wait for an answer.

3

### REVIEW

- Say, "So, you are saying . . ."
- Then repeat what you heard.

**Read:** The following statements by Church leaders:

"Our Heavenly Father hears the prayers of His children across the earth pleading for food to eat, for clothes to cover their bodies, and for the dignity that would come from being able to provide for themselves" (Henry B. Eyring, "Opportunities to Do Good," *Ensign or Liahona*, May 2011, 22).

"We must ask for help from our Heavenly Father and seek strength through the Atonement of His Son, Jesus Christ. In both temporal and spiritual things, [this] enables us to become provident providers for ourselves and others" (Robert D. Hales, "Becoming Provident Providers Temporally and Spiritually," *Ensign or Liahona*, May 2009, 7–8).

**Commit:** I will pray individually and with my family each morning and night. I will spend time after each prayer reverently listening for guidance.



## LEARN—Maximum Time: 60 Minutes

### 1. RELATIONSHIPS ARE IMPORTANT

**Read:** As we develop loving relationships with others, our physical, emotional, and spiritual health is strengthened. Heavenly Father wants us to love Him and those around us. Our family and friends love us and can provide the support, encouragement, and honest feedback we need to successfully cope with life's challenges. The adversary wants to isolate us from others and wants for us to feel deprived of the blessings that come from relationships.

"The Prophet Joseph Smith taught that 'friendship is one of the grand fundamental principles of "Mormonism"' [*Teachings of Presidents of the Church: Joseph Smith* (2007), 463]. That thought ought to inspire and motivate all of us because I feel that friendship is a fundamental need of our world. I think in all of us there is a profound longing for friendship, a deep yearning for the satisfaction and security that close and lasting relationships can give" (Marlin K. Jensen, "Friendship: A Gospel Principle," *Ensign*, May 1999, 64).

**Discuss:** What benefits have you seen from close and loving relationships?

### 2. BUILDING RELATIONSHIPS

**Read:** When building relationships, we must take the initiative to reach out to others and be tolerant of differences. We can build relationships through "small and simple" means (Alma 37:6). Taking time to create quality relationships matters more than the quantity. We will find that we get more joy in life as we develop close relationships with a few people we trust rather than having many superficial relationships. There's nothing wrong with having a lot of friends, but we should not assume having more friends equals happiness.

Read the list below of additional ways to create and build relationships with others.

**Become genuinely interested in other people.** Learn what other people love or enjoy. You don't have to have the same interests, but you can learn to care about what they are interested in.

**Smile.** Happiness does not depend on what is happening around you but rather on how you respond to your circumstances. Smiles are free to give and can be a great way of making others feel better.

**Remember people's names.** A person's name is the most important sound to him or her, whether the person realizes it or not. Learning someone's name can help that person feel valued and important.

**Be a good listener.** Encourage others to talk about themselves. People feel appreciated when someone listens to them. The easiest way to have someone want to talk to you is to become a good listener. To be a good listener, you must genuinely care about what others have to say.

**Try sincerely to make others feel important.** The golden rule is to treat other people how you would like to be treated. People like to feel important—like what they say or do matters to others. You can do your best to help people feel important by practicing the ideas listed here.

**Read:** "We build this relationship [with others] one person at a time—by being sensitive to the needs of others, serving them, and giving of our time and talents. I was deeply impressed by one sister who was burdened with the challenges of age and illness but decided that although she couldn't do much, she could listen. And so each week she watched for people who looked troubled or discouraged, and she spent time with them, listening. What a blessing she was in the lives of so many people" (Dieter F. Uchtdorf, "Of Things That Matter Most," *Ensign* or *Liahona*, Nov. 2010, 22).

**Ponder:** Think about someone with whom you can build a stronger relationship. Consider the ideas earlier in this section and the counsel in President Uchtdorf's words, and write down ways you can apply what you learn to build this relationship.

---

---

---

---



### 3. BE UNDERSTANDING AND NONJUDGMENTAL

**Read:** Everyone makes judgments about situations and people, including the actions of family members. President Uchtdorf explained, “When we feel hurt, angry, or envious, it is quite easy to judge other people, often assigning dark motives to their actions in order to justify our own feelings of resentment” (“The Merciful Obtain Mercy,” *Ensign* or *Liahona*, May 2012, 70). But the Book of Mormon states, “Seeing that ye know the light by which ye may judge, which light is the light of Christ, see that ye do not judge wrongfully; for with that same judgment which ye judge ye shall also be judged” (Moroni 7:18).

**Discuss:** How does being understanding and less judgmental influence our happiness?

#### ACTIVITY (5 minutes)

---

**Step 1:** We can remember the Savior’s example of compassion for others when we are tempted to judge or criticize. “When you meet someone, treat them as if they were in serious trouble, and you will be right more than half the time” (Henry B. Eyring, “Try, Try, Try,” *Ensign* or *Liahona*, Nov. 2018, 90).

**Step 2:** Below are some thoughts that can help us be more understanding when we are tempted to be judgmental. As a group, take turns reading the following statements and discuss any thoughts you have.

- “They are also a child of God.”
- “They are probably doing the best they can.”
- “I don’t know their situation.”
- “They could be going through a major trial.”
- “We are more similar than different.”
- “I don’t know everything.”
- “Everyone has strengths and weaknesses.”
- “The Savior loves them as much as He loves me.”

**Step 3:** As a group, discuss other thoughts that help you when you are tempted to judge others.

---

**Read:** Imagine you see a parent with four small children. The children are loud and are annoying you and those around them. The parent appears to be unaware and distracted, oblivious to how much the behavior of the children is affecting those around them. After some time, the parent speaks harshly to the children, telling them to be quiet.

**Discuss:** As a group, discuss what a judgmental response would be. Come up with compassionate explanations for why the parent could be acting this way. What could you do to be more understanding and less judgmental?

#### 4. COMMUNICATE WITH “I” MESSAGES

**Read:** Disagreements and differences with others are a natural part of relationships. This can happen because of differences in values, opinions, perceptions, motivations, desires, and ideas. Learning to address these differences in a healthy way can strengthen your relationships with others and help you develop empathy and patience. Healthy conflict resolution is likely to occur when individuals feel safe and valued. Though differences are normal, they do not have to lead to contention. It is contention during a conflict that causes a problem.

When personal differences occur, you may have difficulty clearly communicating your side without escalating the conflict. Using “I” messages can help you state your concerns, feelings, and needs in a manner that is easier for the listener to hear and understand. An “I” message focuses on your own feelings and experiences rather than your perspective of what the other person has done or failed to do.

The first part of an “I” message identifies and expresses your own feelings, which is critical in addressing conflict or disagreement. It helps to lessen defensive feelings and makes it easier to listen to one another. Read the examples below of how to translate a “you” remark into an “I” message.

EXAMPLES OF “YOU” MESSAGES	EXAMPLES OF “I” MESSAGES
<i>“You never listen to anyone, and you’re not really listening to me now.”</i>	<i>“I feel discouraged when I don’t think I am understood. Keeping eye contact helps me feel like you care.”</i>
<i>“You are so inconsiderate and thoughtless for missing dinner and not calling.”</i>	<i>“I feel neglected when you miss dinner without calling. I also feel worried that something may have happened to you.”</i>

**Discuss:** What are the differences between the “you” and “I” messages?

**ACTIVITY (5 minutes)**

---

“YOU” MESSAGES	“I” MESSAGES

**Step 1:** On your own, think about some of the negative “you” messages you may say when you are upset with another person. Write out a few of them in the first column of the table.

**Step 2:** In the second column, write “I” messages to rephrase the negative “you” messages and make them more positive.

**Step 3:** Pair up with another person, and if you feel comfortable doing so, share what you wrote. Discuss why the “I” message would be more effective.

---

**Read:** When you take time to communicate your feelings to someone, you might assume it is the other person’s responsibility to follow through on fulfilling your desires. But even when you communicate your feelings to others, your feelings and desires are still your responsibility. When your “I” message doesn’t produce the desired result, you can act lovingly to create the outcome you want instead of becoming resentful.

**ACTIVITY (5 minutes)**

---

**Step 1:** Choose a partner. Decide who will be partner 1 and who will be partner 2. Partner 1 will start by thinking of a few common “you” messages he or she has heard. Partner 2 will respond by translating those “you” messages into “I” messages.

**Step 2:** Repeat the activity in step 1, switching partners 1 and 2.

**Step 3:** Together, think of some loving actions to take when an “I” message is not received as expected.

---

### 5. BE CHARITABLE

**Read:** “Whatever problems your family is facing, whatever you must do to solve them, the beginning and the end of the solution is charity, the pure love of Christ. Without this love, even seemingly perfect families struggle. With it, even families with great challenges succeed” (Dieter F. Uchtdorf, “In Praise of Those Who Save,” *Ensign* or *Liahona*, May 2016, 80).

**Watch:** “Enduring Love,” available at [srs.ChurchofJesusChrist.org/videos](https://srs.ChurchofJesusChrist.org/videos) [4:16].

**Ponder:** Who do you know that could benefit from your charity? Why?

---

---

---

**Read:** The Lord has given us counsel about developing relationships through the inspired document “The Family: A Proclamation to the World.” It teaches that successful relationships are “established and maintained on principles of faith, prayer, repentance, forgiveness, respect, love, compassion, work, and wholesome recreational activities” (“The Family: A Proclamation to the World,” [ChurchofJesusChrist.org](https://www.ChurchofJesusChrist.org)).

#### ACTIVITY (5 minutes)

---

**Step 1:** On your own, think of the person you identified in the “Ponder” box above.

**Step 2:** Considering the relationship guidance from “The Family: A Proclamation to the World,” what will you do to strengthen your relationship with that person?

---

---

---

---

---

---

---



## PONDER—Maximum Time: 5 Minutes

*Individually think about what you have learned today, and consider what God would have you do. Read the scripture passage and write your responses to the questions below.*

*“Beloved, let us love one another: for love is of God; and every one that loveth is born of God, and knoweth God” (1 John 4:7).*

What are the most meaningful things I learned today?

---

---

---

---

What will I do as a result of what I learned today? (This could be your personal commitment for the week. If you can't think of a commitment, some potential ideas are listed below.)

---

---

---

---

- Commitment Ideas:**
- Practice using “I” messages this week (from item 4 in the “Learn” section).
  - Focus on being more charitable in one of my relationships.
  - Choose one way to be more present in a relationship.



## COMMIT —Maximum Time: 5 Minutes

*Each week we make commitments. Your response in the “Ponder” section could become your personal commitment for the week. When we meet next week, we will begin by reporting on our commitments. Read through the following commitments. Besides contacting and supporting your action partner(s), decide which of the commitments below you will commit to. Please read each of your commitments aloud to your action partner. Promise to keep your commitments, and then sign below.*

### MY COMMITMENTS

- A** I will pray individually and as a family each morning and night.
- B** I will write down one thing I am grateful for each day and thank God for it.
- C** I will work on my personal commitment from the “Ponder” section.
- D** I will contact and support my action partner.
- E** I will share what I learned with my family or friends.

---

*My signature*

---

*Action partner's signature*









## 9

# PROVIDING STRENGTH TO OTHERS

---

### MY FOUNDATION PRINCIPLE

- Become One, Serve Together

### EMOTIONAL VALUES AND SKILLS

1. What Matters Most
2. Myths about Helping Others
3. Respond to Others Appropriately
4. Validating Others
5. Honoring the Agency of Others
6. Patiently Enduring with Others



## REPORT—Maximum Time: 15 Minutes

### STEP 1: EVALUATE WITH YOUR ACTION PARTNER (5 MINUTES)

Take a few minutes to think about how you did with your commitments last week. Draw a circle around the color that represents how you felt you did with each commitment. For example, the red circle means you gave very little effort, the yellow circle represents some effort, and the green circle is for significant effort. Share your evaluation with your action partner.

	● Very little effort	● Some effort	● Significant effort	Action Partner Initials
<b>A</b> I prayed individually and with my family each morning and night.	●	●	●	
<b>B</b> I wrote down one thing I am grateful for each day.	●	●	●	
<b>C</b> I worked on my personal commitment.	●	●	●	
<b>D</b> I contacted and supported my action partner.	●	●	●	
<b>E</b> I shared what I learned with my family or friends.	●	●	●	

### STEP 2: SHARE YOUR EXPERIENCES WITH THE GROUP (5 MINUTES)

As a group, share the things you learned last week while working on your commitments. The questions below might help the discussion.

**Discuss:** What experiences did you have while practicing the My Foundation principle?

How did you do building healthy relationships?

### STEP 3: CHOOSE ACTION PARTNERS (5 MINUTES)

Choose an action partner from the group for this coming week. Ideally, action partners are the same gender and are not family members.

Take a couple of minutes to meet with your action partner. Introduce yourselves, and discuss how you will contact each other throughout the week.

\_\_\_\_\_

*Action partner's name*

\_\_\_\_\_

*Contact information*

Write down how and when you will contact each other this week.

SUN	MON	TUES	WED	THURS	FRI	SAT



## MY FOUNDATION: BECOME ONE, SERVE TOGETHER—Maximum Time: 20 Minutes

**Ponder:** How does losing myself in the service of others actually save me?

**Watch:** “In the Lord’s Way,” available at [srs.ChurchofJesusChrist.org/videos](https://srs.ChurchofJesusChrist.org/videos). (No video? Read the transcript for “In the Lord’s Way.”)

### IN THE LORD’S WAY

If you are unable to watch the video, read this script.



**President Henry B. Eyring:**

The principles at the foundation of the Church welfare program are not for only one time or one place. They are for all times and all places. . . .  
. . . The way it is to be done is clear. Those who have accumulated more are to humble themselves to help those in need. Those in abundance are to voluntarily sacrifice some of their comfort, time, skills, and resources to relieve the suffering of those in need. And the help is to be given in a way that increases the power of the recipients to care for themselves and then care for others. Done in this, the Lord’s way, something remarkable can happen. Both the giver and the receiver are blessed.

(Adapted from an address given by President Eyring at the dedication of the Sugarhouse Utah Welfare Services Center, June 2011, [ChurchofJesusChrist.org](https://www.ChurchofJesusChrist.org))

**President Dieter F. Uchtdorf:**

Brothers and sisters, we each have a covenant responsibility to be sensitive to the needs of others and serve as the Savior did—to reach out, bless, and uplift those around us.

Often, the answer to our prayer does not come while we're on our knees but while we're on our feet serving the Lord and serving those around us. Selfless acts of service and consecration refine our spirits, remove the scales from our spiritual eyes, and open the windows of heaven. By becoming the answer to someone's prayer, we often find the answer to our own.

("Waiting on the Road to Damascus," *Ensign* or *Liahona*, May 2011, 76)

**Discuss:** How can serving others open the windows of heaven in your life?

**Read:** Some feel that they deserve what others already have, which can cause resentment. Others feel entitled to things they have not earned. These two traps blind people from seeing an essential truth: all things belong to God. Resentment and entitlement can be overcome by focusing on the needs of others.

Read the following related scripture passages and statement by President Hinckley:

"When ye are in the service of your fellow beings ye are only in the service of your God" (Mosiah 2:17).

"And now, for the sake of . . . retaining a remission of your sins from day to day, . . . I would that ye should impart of your substance to the poor, every man according to that which he hath, such as feeding the hungry, clothing the naked, visiting the sick and administering to their relief, both spiritually and temporally, according to their wants" (Mosiah 4:26).

"When you are united, your power is limitless. You can accomplish anything you wish to accomplish" (Gordon B. Hinckley, "Your Greatest Challenge, Mother," *Ensign*, Nov. 2000, 97).

**ACTIVITY**

---

**Step 1:** As a group, think of someone who needs help.

**Step 2:** Discuss the talents, contacts, and resources you have to offer.

**Step 3:** Make a plan to serve that person. For example, you could:



**My Family**  
Stories That Bring Us Together



- Perform a service project in your community.
- Help that person prepare a family history using the booklet *My Family: Stories That Bring Us Together*. Then go to the temple and perform sacred ordinances for family members who have died.
- Help the person on his or her path to self-reliance.

---

**Read:** The following statements by Church leaders:

“The purpose of both temporal and spiritual self-reliance is to get ourselves on higher ground so that we can lift others in need” (Robert D. Hales, “Coming to Ourselves: The Sacrament, the Temple, and Sacrifice in Service,” *Ensign* or *Liahona*, May 2012, 36).

“When we work together cooperatively, . . . we can accomplish anything. When we do so, we eliminate the weakness of one person standing alone and substitute the strength of many serving together” (Thomas S. Monson, “Church Leaders Speak Out on Gospel Values,” *Ensign*, May 1999, 118).

**Commit:** I will act on the plan I made to serve someone.

---

---



## LEARN—Maximum Time: 60 Minutes

### 1. MINISTERING LIKE THE SAVIOR

**Read:** The Lord has asked us to minister to those around us. The story of Alma and Amulek is instructive. Alma realized that Amulek was truly suffering emotionally, and he personally took him “to his own house, and did administer unto him in his tribulations, and strengthened him in the Lord” (Alma 15:18).

**Ponder:** How have people helped you be “strengthened . . . in the Lord”?

---

---

---

**Discuss:** What are ways that we can strengthen others in the Lord?

### 2. MYTHS ABOUT HELPING OTHERS

**Read:** There are several common myths you may believe about helping others. As you read through the following myths, evaluate whether or not you have ever felt these ways.

#### **Myth #1:**

**I Am 100% Responsible for Providing Others the Help They Need.**

#### **The Reality:**

The Savior is the only true healer of souls, but you can be part of a healing community to bless others. You will become part of this healing community as you offer your unique strengths and perspective and give when you can.

**Myth #2:**

**I Should Be the Expert on Solving Others' Problems.**

**The Reality:**

Even professional counselors believe their role is simply helping a person make his or her own changes rather than providing an instruction manual. Your role is to love and minister to people, and the Savior will do the healing.

**Myth #3:**

**There Are Quick Fixes to Life's Problems.**

**The Reality:**

Our culture is one of instant gratification, and quick solutions are promised for nearly anything. But there are rarely quick fixes to life's problems. Working through change is a process and nearly always takes longer than you think it will. Real change is a refinement process that you or your loved ones have to go through.

**Myth #4:**

**I Don't Know the Right Thing to Say, so It's Better I Don't Say Anything.**

**The Reality:**

The good news is that you often don't have to say much. The greatest gift you can give others is to show interest in them, ask questions, listen with love, and help them feel safe sharing with you.

**Myth #5:**

**If I Help at All, They Will Always Become Dependent on Me.**

**The Reality:**

As you serve, you can set healthy boundaries to make sure you are taking care of yourself and your family. The Lord can guide you so that you serve in ways that strengthen the other person's self-reliance. Never underestimate the power that small and simple acts of love can have in people's lives, and don't be afraid of investing time and love in someone.



**Discuss:** Discuss with a partner one of these myths you may struggle with and how you can overcome it.

### 3. RESPOND TO OTHERS APPROPRIATELY

**Read:** Regardless of your best intentions, it is easy to say things that are not very helpful while trying to help someone through difficult times. But this should not scare you away from continuing to try to be helpful. God wants you to love and help His children. Be sensitive to the feelings of those you are trying to help, taking care not to say or do anything that minimizes their pain and difficulty.

#### ACTIVITY (15 minutes)

As a group, read the statements that follow. The statements are examples of things you might say if you were trying to help someone who is going through a difficult time. Evaluate each statement to determine whether it minimizes what the person is going through or offers empathy and support. Write an "X" in the "Helpful" column or the "Not Helpful" column to indicate your response.

STATEMENT	HELPFUL	NOT HELPFUL
<b>Example</b> <i>"At least you . . ."</i>		X
<b>Example</b> <i>"This must be really hard."</i>	X	
"Everything happens for a reason."		
"Just look on the bright side."		
"I can't imagine what you are going through."		
"I'm glad you told me about this."		
"Here is a dessert I made you."		
"This too shall pass."		
"I'm happy to listen any time."		
"He's in a better place now."		
"I want to make sure I understand."		
"What has this been like for you?"		

STATEMENT	HELPFUL	NOT HELPFUL
"This must be hard to talk about."		
"God has a plan."		
"What do you need right now?"		
"What you need to do is just . . ."		
"I know just how you feel."		
"What is helping you get through this?"		
"May I offer a suggestion that could help?"		

**Discuss:** What are other phrases you've heard that are helpful or not helpful?

#### 4. VALIDATING OTHERS

**Read:** Sister Reyna I. Aburto taught, "Even if we do not know how to relate to what others are going through, validating that their pain is real can be an important first step in finding understanding and healing" ("Thru Cloud and Sunshine, Lord, Abide with Me!" *Ensign* or *Liahona*, Nov. 2019, 58). To validate people's feelings means to first accept their feelings and then to understand them.

Below are some steps to help you validate someone who is facing a challenge:

1. Listen. Be present and listen intently to what the person is telling you. Don't be defensive if you have contributed to the person's problem.
2. Try to understand. You may need to ask compassionate questions to better understand what this person is feeling. Do your best to understand where the person is coming from.
3. Accept the person's feelings. Don't try to change the person or say he or she is wrong for feeling this way. As you do this, be careful not to encourage unhealthy or harmful thinking patterns.
4. Express compassion. Express that you care about what the person is feeling. Even if you can't relate to the situation or the cause of the feeling, you can validate the person's feelings by saying things like

“You feel disrespected [or anxious, hopeless, worthless, angry, and so on]. It’s hard to feel that way.”

5. Show love. Tell this person that you care about them and that you are confident in his or her ability to solve or overcome the problem.

**Read:** Here is an example of how you could validate someone going through a hard time:

Jill is a single mother whose son recently died from a drug overdose. She lives alone and doesn’t have family nearby. Maria came by to talk to her and ask her how she was doing. Maria was tempted to interrupt Jill, but she didn’t. She just listened. When she felt it was appropriate, she asked questions like “How are you feeling right now?” and “What is the most challenging thing for you?” Instead of saying, “At least he’s with God now,” she understood that Jill just missed her son. Maria decided to express empathy by saying, “I can tell that you miss him so much, and my heart is breaking with you.” She then showed love by sitting and crying with her.

**Tip:** The Church’s website on ministering includes more ideas that could help you understand how to show compassion. See ministering .ChurchofJesusChrist.org.

### ACTIVITY (10 minutes)

---

**Step 1:** As a group, read the situations below of individuals going through difficult times.

- Someone who has been looking for employment for over six months.
- A new parent who is struggling with anxiety.
- A person who has been dealing with a chronic illness for over 20 years.
- A neighbor who disagrees with his or her family member.
- A single parent of three who is newly divorced.
- A returned missionary who is now struggling with his or her faith.

**Step 2:** Discuss some things you could say that might be helpful to these individuals.

**Step 3:** Practice validating someone else’s feelings in one-on-one situations by talking with a partner about something he or she is dealing with. Look for ways to validate that person’s feelings. Then switch roles. When you’re done, discuss which validating statements were helpful to you and why.

---

## 5. HONORING THE AGENCY OF OTHERS

**Read:** Heavenly Father has given everyone the gift of agency, and individuals are responsible for their own choices regardless of the help you offer. As you reach out to others, remember that you are not responsible for solving their problems or controlling the choices they make. It is important to set your own healthy boundaries while helping others.

The Savior wants you to honor your loved ones' agency, but that doesn't necessarily mean standing by passively. Seek the Spirit in helping you understand how you can serve others in ways that honor their agency and that don't make others feel unheard.

The following are ideas for things you might do in addition to validating feelings and listening:

- Fast and pray for them.
- Consecrate your time in the temple on their behalf.
- Seek professional help and advice.
- Research emotional health.
- Send notes of encouragement, or share humorous messages to make them smile.
- Seek priesthood blessings and counsel.
- Join a support group for family and friends.
- Make yourself available to them while maintaining healthy boundaries.
- Serve them in ways they ask for or agree to—ways that don't violate their agency or make them feel unheard.

**Discuss:** Share an uplifting experience you had while being strengthened or while providing strength to others.

## 6. PATIENTLY ENDURING WITH OTHERS

**Read:** Caring for loved ones can be hard and overwhelming. As you seek to care for those in need, try to be understanding and avoid passing judgment. You can take counsel from the scriptures and “pray unto the Father with all the energy of heart, that [you] may be filled with this love,” which is charity, or the love of Christ (Moroni 7:48).

If you have a loved one with emotional health issues, you may often be so focused on taking care of that person that you forget to take care of yourself. There is help and support for you. Support groups can help family members learn about health problems, ways to help, and strategies for coping with symptoms. Reach out to trusted friends and health-care professionals for help for yourself and your loved one. The support of family and friends can have a positive impact on treatment of serious social and emotional health issues.

Elder Jeffrey R. Holland counseled: “For caregivers, in your devoted effort to assist with another’s health, do not destroy your own. In all these things be wise. Do not run faster than you have strength [Mosiah 4:27]. Whatever else you may or may not be able to provide, you can offer your prayers and you can give ‘love unfeigned’ [Doctrine and Covenants 121:41]” (“Like a Broken Vessel,” *Ensign* or *Liahona*, Nov. 2013, 41).

**Discuss:** What has helped you balance taking care of others *and* yourself?



## PONDER—Maximum Time: 5 Minutes

*Individually think about what you have learned today, and consider what God would have you do. Read the quote and write your responses to the questions below.*

*"I bear witness of that day when loved ones whom we knew to have disabilities in mortality will stand before us glorified and grand, breathtakingly perfect in body and mind. What a thrilling moment that will be! I do not know whether we will be happier for ourselves that we have witnessed such a miracle or happier for them that they are fully perfect and finally 'free at last.' Until that hour when Christ's consummate gift is evident to us all, may we live by faith, hold fast to hope, and show 'compassion one of another' [1 Peter 3:8]" (Jeffrey R. Holland, "Like a Broken Vessel," Ensign or Liahona, Nov. 2013, 42).*

What are the most meaningful things I learned today?

---

---

---

---

What is one thing I will do as a result of what I learned today? (This could be your personal commitment for the week. If you can't think of a commitment, some potential ideas are listed below.)

---

---

---

---

- Commitment** ○ Provide strength to someone that you know needs support.
- Ideas:** ○ Practice using helpful responses when providing support to others (see item 3 in the "Learn" section).



## COMMIT—Maximum Time: 5 Minutes

*Each week we make commitments. Your response in the “Ponder” section could become your personal commitment for the week. When we meet next week, we will begin by reporting on our commitments. Read through the following commitments. Besides contacting and supporting your action partner(s), decide which of the commitments below you will commit to. Please read each of your commitments aloud to your action partner. Promise to keep your commitments, and then sign below.*

### MY COMMITMENTS

- A** I will act on the plan I made to serve someone.
  - B** I will write down one thing I am grateful for each day and thank God for it.
  - C** I will work on my personal commitment from the “Ponder” section.
  - D** I will contact and support my action partner.
  - E** I will share what I learned with family or friends.
- 

\_\_\_\_\_  
*My signature*

\_\_\_\_\_  
*Action partner's signature*







10

# MOVING FORWARD WITH FAITH

---

## MY FOUNDATION PRINCIPLE

- Receive Temple Ordinances

## EMOTIONAL VALUES AND SKILLS

1. Recognizing Our Progress
2. Learning from Our Setbacks
3. Enduring Our Challenges Well
4. Setting Personal Change Goals
5. Seeking Help through the Savior
6. Seeking Help from Others
7. Conclusion



## REPORT—Maximum Time: 15 Minutes

### STEP 1: EVALUATE WITH YOUR ACTION PARTNER (5 MINUTES)

Take a few minutes to think about how you did with your commitments last week. Draw a circle around the color that represents how you felt you did with each commitment. For example, the red circle means you gave very little effort, the yellow circle represents some effort, and the green circle is for significant effort. Share your evaluation with your action partner.

	● Very little effort	● Some effort	● Significant effort	Action Partner Initials
<b>A</b> I acted on the plan I made to serve someone.	●	●	●	
<b>B</b> I wrote down one thing I am grateful for each day.	●	●	●	
<b>C</b> I worked on my personal commitment.	●	●	●	
<b>D</b> I contacted and supported my action partner.	●	●	●	
<b>E</b> I shared what I learned with my family or friends.	●	●	●	

### STEP 2: SHARE YOUR EXPERIENCES WITH THE GROUP (5 MINUTES)

As a group, share the things you learned last week while working on your commitments. The questions below might help the discussion.

**Discuss:** What experiences did you have while practicing the My Foundation principle?

How did you do providing strength to others?

### STEP 3: CHOOSE ACTION PARTNERS (5 MINUTES)

Choose an action partner from the group for this coming week. Ideally, action partners are the same gender and are not family members.

Take a couple of minutes to meet with your action partner. Introduce yourselves, and discuss how you will contact each other throughout the week.

\_\_\_\_\_

*Action partner's name*

\_\_\_\_\_

*Contact information*

Write down how and when you will contact each other this week.

SUN	MON	TUES	WED	THURS	FRI	SAT



## MY FOUNDATION: RECEIVE TEMPLE ORDINANCES—Maximum Time: 20 Minutes

**Ponder:** What are some of the things that matter most to you?

**Watch:** “Doing What Matters Most,” available at [srs.ChurchofJesusChrist.org/videos](https://srs.ChurchofJesusChrist.org/videos). (No video? Read the transcript for “Doing What Matters Most.”)

### DOING WHAT MATTERS MOST

If you are unable to watch the video, read this script.



**Narrator:**

A plane crashed in Florida one dark night in December. Over 100 people were killed. It was just 20 miles from safety.

**President Dieter F. Uchtdorf:**

After the accident, investigators tried to determine the cause. The landing gear had indeed lowered properly. The plane was in perfect mechanical condition. Everything was working properly—all except one thing: a single burned-out lightbulb. That tiny bulb—worth about 20 cents—started the chain of events that ultimately led to the tragic death of over 100 people.

Of course, the malfunctioning lightbulb didn’t cause the accident; it happened because the crew placed its focus on something that seemed to matter at the moment while losing sight of what mattered most.

The tendency to focus on the insignificant at the expense of the profound happens not only to pilots but to everyone. We are all at risk. . . .

Are your thoughts and heart focused on those short-lived fleeting things that matter only in the moment or on things that matter most?

(See “We Are Doing a Great Work and Cannot Come Down,” *Ensign* or *Liahona*, May 2009, 59, 60.)

**Discuss:** What insignificant things distract us from progressing? How can gospel ordinances help us?

**Read:** The following scripture passage and statements by Church leaders:

“In the ordinances thereof, the power of godliness is manifest” (Doctrine and Covenants 84:20).

“We would do well to study the 109th section of the Doctrine and Covenants and to follow President [Howard W.] Hunter’s admonition ‘to establish the temple of the Lord as the great symbol of [our] membership’” (Quentin L. Cook, “See Yourself in the Temple,” *Ensign* or *Liahona*, May 2016, 99).

“The end for which each of us strives is to be endowed with power in a house of the Lord, sealed as families, faithful to covenants made in a temple that qualify us for the greatest gift of God—that of eternal life. The ordinances of the temple and the covenants you make there are key to strengthening your life, your marriage and family, and your ability to resist the attacks of the adversary. Your worship in the temple and your service there for your ancestors will bless you with increased personal revelation and peace and will fortify your commitment to stay on the covenant path” (Russell M. Nelson, “As We Go Forward Together,” *Ensign*, Apr. 2018, 7).

**Discuss:** How could temple worship and family history work increase our emotional resilience?

### ACTIVITY (5 minutes)

---

**Step 1:** With a partner, read the quote by President Boyd K. Packer and the scripture passages below from the Kirtland Temple dedication prayer. Underline the promised blessings for those who worship in the temple.

“The Lord will bless us as we attend to the sacred ordinance work of the temples. Blessings there will not be limited to our temple service. We will be blessed in all of our affairs” (Boyd K. Packer, *The Holy Temple* (1980), 182).

“And that they may grow up in thee, and receive a fulness of the Holy Ghost, and be organized according to thy laws, and be prepared to obtain every needful thing” (Doctrine and Covenants 109:15).

“And when thy people transgress, any of them, they may speedily repent and return unto thee, and find favor in thy sight, and be restored to the blessings which thou hast ordained to be poured out upon those who shall reverence thee in thy house” (Doctrine and Covenants 109:21).

“And we ask thee, Holy Father, that thy servants may go forth from this house armed with thy power, and that thy name may be upon them, and thy glory be round about them, and thine angels have charge over them” (Doctrine and Covenants 109:22).

“We ask thee, Holy Father, . . . that no weapon formed against them shall prosper” (Doctrine and Covenants 109:24–25).

**Step 2:** On your own, ponder, “What do I need to change in my life to participate in temple ordinances more often?”

---

**Commit:** I will set a date to attend the temple if I have a temple recommend. If I do not have a temple recommend, I will set a meeting with my bishop or branch president to renew my recommend or discuss how I can prepare to receive my temple ordinances.



## LEARN—Maximum Time: 60 Minutes

### 1. RECOGNIZING OUR PROGRESS

**Read:** In the strength of the Lord and through His grace, we can be blessed to do, endure, and overcome all things. Over the last few weeks, we have found strength in the Lord and learned many skills to improve our emotional resilience.

#### ACTIVITY (15 minutes)

---

**Step 1:** Assess your level of overall improvement in each of the following categories by checking the box next to the areas where you feel you have improved during this course.

- Caring for my physical health
- Managing my thoughts
- Managing feelings of stress and anxiety
- Managing feelings of sadness and depression
- Managing feelings of anger
- Building healthy relationships
- Managing my emotions
- Expressing gratitude
- Providing strength to others
- Being emotionally resilient
- Feeling spiritually strengthened

**Step 2:** Write down three ways you have improved your emotional resilience during this course.

1. \_\_\_\_\_
2. \_\_\_\_\_
3. \_\_\_\_\_

**Step 3:** At the start of these group meetings, you identified a personal change you wanted to make. Take a moment to answer the questions below about that change.

What was the personal change you wanted to make?

---

---

What went well with your efforts?

---

---

---

---

What challenges did you face?

---

---

---

---

What's your plan moving forward?

---

---

---

---

**Discuss:** With the group, share some of the thoughts you wrote down in the activity above. What went well?

What challenges did you face in your efforts to change, and how did you progress through those challenges?



## 2. LEARNING FROM OUR SETBACKS

**Read:** Setbacks are a normal part of life and an expected part of any efforts to change. Your setbacks can teach you ways to continue your progression. When you face setbacks, it is helpful to focus on improvement and not perfection. Elder Kim B. Clark taught: “None of us are perfect. Sometimes we get stuck. We get distracted or discouraged. We stumble. But if we look to Jesus Christ with a repentant heart, He will lift us up, cleanse us from sin, forgive us, and heal our hearts. He is patient and kind; His redeeming love never ends and never fails” (“Look unto Jesus Christ,” *Ensign* or *Liahona*, May 2019, 56).

The scriptures teach, “Many are the afflictions of the righteous: but the Lord delivereth him out of them all” (Psalm 34:19).

By turning to the Savior when you experience setbacks, you can develop a perspective of progress rather than perfection. One way to deal with setbacks is to compare them to taking a trip. For example, imagine you are traveling to a neighboring town. On your way, you experience a flat tire. Do you start your trip from the beginning to fix the tire? No. You find a way to fix it where you are and continue your journey. Similarly, when you experience a setback, you may feel like all your progress is erased and you have to start over, but that is not true. You can find ways to fix the problem where you are and move forward. Additionally, setbacks can even show you places you may need to improve.

**Discuss:** What have you learned from your own setbacks?

### 3. ENDURING OUR CHALLENGES WELL

**Read:** In mortality we must learn to live with challenges and afflictions. We may strongly desire to be free from emotional challenges and strive for perfection, but even with our best efforts, symptoms of emotional challenges remain. But we don't have to give up. We must learn to live with these challenges as we move forward with faith. Doing so will help us feel peace and be more resilient.

Elder Dieter F. Uchtdorf taught: "There is an important concept here: patience is not passive resignation, nor is it failing to act because of our fears. Patience means active waiting and enduring. It means staying with something and doing all that we can—working, hoping, and exercising faith; bearing hardship with fortitude, even when the desires of our hearts are delayed. Patience is not simply enduring; it is enduring well!" ("Continue in Patience," *Ensign* or *Liahona*, May 2010, 57).

**Watch:** "Come What May, and Love It," available at [srs.ChurchofJesusChrist.org/videos](https://srs.ChurchofJesusChrist.org/videos) [3:31].

**Discuss:** What counsel from this video can you apply to your life?

### 4. SETTING PERSONAL CHANGE GOALS

**Read:** Throughout this course you learned skills to help you make changes in your life. You have set, worked on, and reported on goals to practice these skills. President M. Russell Ballard taught: "Set short-term goals that you can reach. Set goals that are well balanced—not too many nor too few, and not too high nor too low. Write down your attainable goals, and work on them according to their importance. Pray for divine guidance in your goal setting" ("Keeping Life's Demands in Balance," *Ensign*, May 1987, 14).

President Heber J. Grant often said, "That which we persist in doing becomes easier for us to do; not that the nature of the thing itself has changed, but that our power to do is increased" (author and source unknown).

**ACTIVITY (10 minutes)**

---

**Step 1:** You may want to continue making progress on your current changes and goals, or you may consider choosing a different goal to improve your emotional resilience. Take a moment to write your current or new goal below. As you do, remember President Ballard’s counsel on goals in the preceding section.

---

---

**Step 2:** Answer the questions below.

What skills have I learned that I can apply to this goal?

---

---

What personal strengths and resources can I draw on?

---

---

What steps will I take to achieve this goal?

---

---

Who can I be accountable to? Who can support me in this goal?

---

---

---

**Read:** “Our business in life is not to get ahead of others but to get ahead of ourselves. To break our own record, to outstrip our yesterdays by today, to bear our trials more beautifully than we ever dreamed we could, to give as we never have given, to do our work with more force and a finer finish than ever—this is the true objective” (Thomas S. Monson, “The Lighthouse of the Lord: A Message to the Youth of the Church,” *Ensign*, Feb. 2001, 5).

**Discuss:** How is goal-setting a part of God’s plan for us?

## 5. SEEKING HELP THROUGH THE SAVIOR

**Read:** Brother Tad R. Callister taught the following about the Lord:

“The Savior’s Atonement gives us life for death, ‘beauty for ashes,’ healing for hurt, and perfection for weakness. It is heaven’s antidote to the obstacles and struggles of this world.

“In the Savior’s final week of mortality, He said, ‘In the world ye shall have tribulation: but be of good cheer; I have overcome the world’ [John 16:33]. Because the Savior performed His Atonement, there is no external force or event or person—no sin or death or divorce—that can prevent us from achieving exaltation, provided we keep God’s commandments. With that knowledge, we can press forward with good cheer and absolute assurance that God is with us in this heavenly quest” (“The Atonement of Jesus Christ,” *Ensign or Liahona*, May 2019, 87).

The Lord wants to comfort and support us. He has promised, “Be thou humble; and the Lord thy God shall lead thee by the hand, and give thee answer to thy prayers” (Doctrine and Covenants 112:10). The following are a few ways you can seek divine help:

- Forgive yourself and others.
- Pray with faith, humility, and gratitude.
- Feast upon the scriptures and teachings of living prophets.
- Attend the temple.
- Remember the Sabbath day, and keep it holy.
- Partake of the sacrament, and always remember the Savior.
- Realize that having and asking questions is an important part of receiving revelation.
- Remember the Savior wants to help you with your goals.

**Discuss:** How have you been strengthened in the Lord during this course?

## 6. SEEKING HELP FROM OTHERS

**Read:** God doesn't want us to go through our trials alone. It is often through another person that He meets our needs. God has and will put people into our lives to help us and support us during our trials. Places we can turn to for help include:

- Family and trusted friends.
- Church leaders and ministering sisters or brothers.
- Community resources.
- Professional help.

**Discuss:** How have others helped you during this course?

### Seeking Professional Help

**Read:** It's hard to know whether or not to seek professional help. The following situations are warning signs that might indicate a need for professional help.

- You suffer from persistent feelings of overwhelming anger, sadness, fear, emotional pain, or hopelessness. Regardless of what you do, these feelings remain and are often mentally and physically debilitating.
- Despite the feelings sometimes coming and going, the issues have continued for many months.
- You feel physically incapacitated, and your appetite and sleep patterns change.
- You have an uncontrollable sense of worry and anxiety.
- You contemplate harming yourself or others.
- Your ability to function on a day-to-day basis is affected, limiting your productivity.

If you are experiencing some of these warning signs and are worried about your health, talk to a health-care professional or someone you trust.

**Note:** Additional information on choosing the right health-care professional for you can be found in the "Resources" section at the end of this chapter.

## 7. CONCLUSION

**Read:** Congratulations on completing this course! Many of the things we have discussed cannot be accomplished in 10 weeks. However, you may have developed some habits that can help you progress toward greater emotional resilience. Review the chapters in this workbook often to remember and practice these principles and skills.

**Discuss:** As a group, voluntarily share your experiences from this course. Consider sharing the most helpful skills you learned, spiritual experiences you've had, ways you've changed, or how the Lord has blessed you during this course.

**Read:** After completing this course, some groups choose to continue meeting together less frequently. Some find value in consistently learning together, supporting each other, and working to overcome challenges. Others have used text messages or social media to regularly offer encouragement and share uplifting articles, videos, and other content.

**Discuss:** As a group, discuss if you would like to stay in contact with each other. If so, how would you like to do it?



## PONDER—Maximum Time: 5 Minutes

*Individually think about what you have learned today, and consider what God would have you do. Read the scripture passage and write your responses to the questions below.*

*“For I the Lord thy God will hold thy right hand, saying unto thee, Fear not; I will help thee” (Isaiah 41:13).*

What are the most meaningful things I learned today?

---

---

---

---

What is one thing I will do as a result of what I learned today? (This could be your personal commitment for the week. If you can't think of a commitment, some potential ideas are listed below.)

---

---

---

---

- Commitment** ○ Seek appropriate help for support.
- Ideas:** ○ Practice responding to triggers in healthy ways.  
○ Learn what resources are available in your community.



## COMMIT—Maximum Time: 5 Minutes

*Each week we make commitments. Your response in the “Ponder” section could become your personal commitment for the week. Although this is our last meeting, you can continue making commitments to develop your emotional resilience. Read through the following commitments. Decide which of the commitments below you will commit to. Please read each of your commitments aloud. Promise to keep your commitments, and then sign below.*

### MY COMMITMENTS

- A** I will set a date to either attend the temple or, if I do not have a temple recommend, renew my recommend or prepare to receive my temple ordinances.
  - B** I will write down one thing I am grateful for each day and thank God for it.
  - C** I will work on my personal commitment from the “Ponder” section.
  - D** I will share what I learned with family or friends.
- 

\_\_\_\_\_  
*My signature*

\_\_\_\_\_  
*Action partner's signature*





## RESOURCES

### FINDING THE RIGHT PROFESSIONAL HELP

When you make the choice to seek professional help, recognize that you become a consumer of a service and have the right to ask questions. Consider looking for a professional who meets the following characteristics:

- **Understands and respects your values.** When you choose to seek help, you get to help determine the desired outcomes. Find a professional who respects client self-determination, or your ability to choose what you want to get out of the therapy, treatment, or other forms of help.
- **Can explain his or her training and experience and how it relates to your needs.** Some qualified professionals include licensed marriage and family therapists, licensed clinical social workers, psychiatrists, psychologists, professional counselors, and so on.
- **Has sessions that are right for you.** Consider the length, cost, and frequency of each session and other factors as you decide what fits your needs.
- **Is willing to consult with your Church leader on your progress, if you desire.** This includes offering suggestions on how he or she and your leader can work together to help you.

### GOALS, BENEFITS, AND RISKS

You are more likely to meet your goals when you understand the nature and limitations of counseling. Counseling is intended to help you learn how to understand and influence your thoughts, feelings, and behaviors. Many people experience improvement or resolve their concerns through the counseling process. Ultimately, establishing a relationship of trust will be vital to making progress in therapy. Pay attention to your initial emotional response when you talk with the professional. Trust yourself and your judgment as you look for someone who will be a good fit for your needs and personality. If you don't feel comfortable, keep looking. Although counseling outcomes cannot be guaranteed, your commitment to the process will greatly influence how beneficial it is for you.

## CONTINUE ON YOUR PATH TO SELF-RELIANCE

**Read:** Congratulations! During the past 10 weeks you have established new habits and become more self-reliant. The Lord wants you to continue building on these abilities and developing new ones. As we pray and listen, the Holy Ghost can help us know what things in our life we need to improve.

**Commit:** Commit to do the following actions during the next 10 weeks. Check the box when you complete each action:

- Review and continue to live all 10 My Foundation principles and habits of self-reliance.
- Share what you have learned about self-reliance with others. Continue helping members of your group, or offer to facilitate a new self-reliance group.
- Build on your abilities by participating in another self-reliance group.
- Study the doctrinal principles of self-reliance below.

### DOCTRINAL PRINCIPLES OF SELF-RELIANCE

Self-Reliance Is a Commandment	The Lord's Purpose Is to Provide for His Saints, and He Has All Power to Do So	The Temporal and the Spiritual Are One
Doctrine and Covenants 78:13–14; Moses 2:27–28	Doctrine and Covenants 104:15; John 10:10; Matthew 28:18; Colossians 2:6–10	Doctrine and Covenants 29:34; Alma 34:20–25

**Read:** “And now, my beloved brethren, after ye have gotten into this . . . path, I would ask if all is done? Behold, I say unto you, Nay; for ye have not come thus far save it were by the word of Christ with unshaken faith in him, relying wholly upon the merits of him who is mighty to save. . . . Ye must press forward with a steadfastness in Christ” (2 Nephi 31:19–20).

“The Lord cares enough about us to give us direction for serving and the opportunity for developing self-reliance. His principles are consistent and never changing” (Marvin J. Ashton, “Give with Wisdom That They May Receive with Dignity,” *Ensign*, Nov. 1981, 91).

## LETTER OF COMPLETION

I, \_\_\_\_\_, have participated in a self-reliance group provided by The Church of Jesus Christ of Latter-day Saints and have fulfilled the requirements necessary for completion as follows:

- I attended at least 8 of the 10 meetings.
- I completed all 10 principles and taught them to my family.
- I completed a service activity.
- I have practiced and built a foundation of skills, principles, and habits for self-reliance. I will continue to use these throughout my life.

\_\_\_\_\_  
*Participant's name*

\_\_\_\_\_  
*Participant's signature*

\_\_\_\_\_  
*Date*

I certify that this participant has completed the requirements listed above.


\_\_\_\_\_  
*Facilitator's name*

\_\_\_\_\_  
*Facilitator's signature*

\_\_\_\_\_  
*Date*

**Note:** A certificate from Ensign College may be issued at a later date by the stake or district self-reliance committee.

**WILL YOU CONTINUE YOUR PATH TO SELF-RELIANCE?**



*"Therefore, what manner of men ought ye to be? Verily I say unto you, even as I am."*

3 Nephi 27:27







THE CHURCH OF  
JESUS CHRIST  
OF LATTER-DAY SAINTS