

Teaching in the Nursery, Teaching at Home



BY MARGARET S. LIFFERTH

First Counselor in the Primary General Presidency



Many things make the new Primary nursery manual special, including activities to help nursery-age children learn gospel truths through seeing, hearing, and doing.

Charlie, at 20 months of age, eagerly responds to gospel learning at home. He can point to a picture of the Savior and say, “Jesus.” However, when he attends the Primary nursery class, where he also learns about Jesus, he is still a little shy.

Sam is almost three and is comfortable in the nursery. He has learned a variety of Primary songs in class and likes to sing them during family home evening. In fact, when his grandmother sang with him, she was surprised that Sam could sing at least a dozen songs from memory.

Both Charlie and Sam are participating in their first organized Church experience—the nursery class. Here children age 18 months to three years expand their gospel learning. The new Primary nursery manual, *Behold Your Little Ones*, is a wonderful resource for both teachers in the nursery and parents in the home to teach children basic gospel truths.


A Flexible Teaching Tool

Children of this age can begin to understand simple, yet profound, gospel principles such as the reality and love of Heavenly Father and Jesus, the love of family, the strength of prayer, the truth of the First

Vision, and the beauty of God’s creations.

They are active, need love and affection, have short attention spans, are acquiring language skills, and enjoy a variety of activities. They are always learning. President Thomas S. Monson has quoted a prominent medical authority who said “that the most receptive age in human life is that of two or three years.”¹

During the class time, the children enjoy music activities, play time, snack time, and a lesson in which they are taught the basic doctrines of the gospel. The lessons in the new nursery manual are designed to be flexible and meet the needs of this age group. Each lesson begins with an introduction for the teacher. It briefly explains the doctrine to be taught and includes scripture references. It includes teaching tips so parents and teachers will know what to expect from nursery-age children and how to adapt the teaching experience to meet the children’s needs. The lessons also include a variety of learning activities that help children hear the doctrine, see something related to





Teachers in the nursery and parents at home can use Behold Your Little Ones to teach children basic gospel truths.



Each lesson includes two pages of visuals to reinforce the doctrine taught in the lesson.

2

MI PADRE CELESTIAL TIENE UN PLAN PARA MÍ

INTRODUCCIÓN PARA EL MAESTRO

Este es el día de preparar espiritualmente para enseñar esta lección, luego a hacer leer y enseñar un cuento a los alumnos.

Visiten una muestra Padre Celestial como espíritu antes de enseñar. Muestre Padre Celestial preparó un plan que nos permite venir a la tierra y recibir nuestro cuerpo físico a fin de que podamos llegar a ser como Él y que podamos regocijarnos a su presencia. Esto es posible por medio de la repetición de lecciones y de nuestras oraciones. Escríbanlo en tarjetas para sus alumnos. Véase: *Manual 2:24-27*, Artículo de Fe 1:10.

PREPARACIÓN

Muestran la página 19 de este manual para que la pueda enseñar los maestros.

ACTIVIDADES DE VARIACIONES

Comenzar con una actividad de grupo. El maestro tiene para ellos, ver la página 5.

Oración: Pido a mi padre que haga lo primero posible.

Cantar un estrofo: Utilice "Doy un hijo de Dios" (Cantamos para los niños, págs. 2-10) para enseñar a los niños algunos detalles básicos del plan de salvación. El siguiente es un ejemplo:

Digo a los niños que todos vivimos con nuestro Padre Celestial antes de nacer.

Cuando se dijo: Jesús a los niños a buscar con cuidado:

Sea un hijo de Dios.

El que creó a mí.

Digo a los niños que nuestro Padre Celestial tiene un plan para nosotros. Nos dijo que recibiríamos a la tierra a vivir. Estábamos tan felices que dijimos un grito de alegría. Luego a los niños a decir: "¡Hurray!"

Muestre la historia de la familia que se encuentra en la página 11. Digo a los niños que vivimos a la tierra a vivir con una familia que nos ama. Pido a los niños que crearon los brazos y que se abrazan a él mismo.

Cuando se dijo:

No fue fácil en llegar y poder hacer para mí.

Digo a los niños que vivimos ahora en la tierra, nuestro Padre Celestial desea que nosotros vivamos y que sigamos sus mandamientos.

Cuando se dijo:

Comenzar enseñando

la verdad a seguir.

Muestre la historia de José que se encuentra en la página 16. Digo a los niños que nuestro Padre Celestial eligió a José para enseñarles a seguir con El. Explicar que gracias a José y al guardián los



CONSEJOS PRÁCTICOS PARA LA ENSEÑANZA

Preparar: Tener los libros, historias y una muestra antes de que comience la lección. El maestro puede preparar un cuento a la vez.

Actividad de escritura: Pido a los niños que escriban lo que aprendieron de la lección y lo compartieron con la clase. Repetir esto de vez en cuando, enseñar a otros que se puede hacer a la vez. Tener la historia con ellos.

the doctrine, sing a song, do a physical activity, and say something related to the doctrine.

The nursery leader or parent, as guided by inspiration, can teach the lessons in any order. To reinforce learning, lessons and activities can be repeated in consecutive weeks or repeated twice during one nursery class depending on the needs and interests of the children.

The optional activities listed can be used any time and any number of times during the nursery class. All visual aids and activities are included in the manual.

Testimonies of Success

As the nursery manual was being developed, nursery leaders in Primaries all over the world tested the lessons. They offered many good suggestions that were incorporated into the manual.

From the Cape Coast Ghana Stake, one nursery leader wrote, "I learned a lot about teaching while testing the lessons. The children were interested in the stories, answered questions, and painted the pictures. They were so happy." A Primary leader from


Scranton, Pennsylvania, USA, wrote: "We have a small branch, and we don't always have a teacher.

These lessons can be put together in a very short amount of time and still be effective for the children."

In the Caracas Venezuela Los Teques Stake, one leader appreciated the fact that the lessons leave room for the teacher to use them as guided by the Spirit.

"The children loved the finger puppets,"

Teaching tips help parents and teachers know how to adapt the lesson to meet the children's needs.



TOP LEFT: ILLUSTRATION BY JERRY THOMPSON; FAR RIGHT: CHRIST AND THE BOOK OF MORMON CHILDREN; BY DEL PARSON

wrote a leader from West Jordan, Utah. “I gave the children a chance to tell me a story using their own puppets. They did so well that I believe they could do it on their own for family home evening.” She added, “The teaching tips were also a great help to me.”

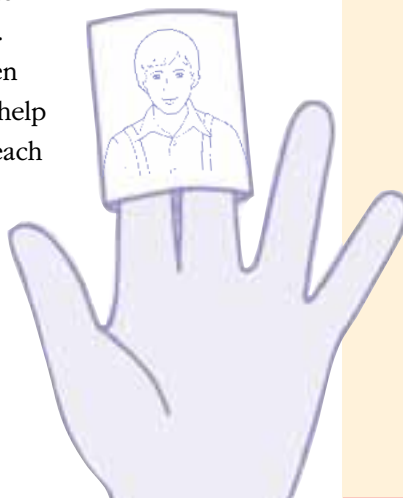
For Parents and Nursery Leaders

It is a privilege for parents or Primary leaders to be entrusted with the care and teaching of nursery-age children. These children are capable and full of faith. They are quick to believe, eager to learn, and happy to participate in activities. They thrive in an atmosphere of love and the light of the gospel.


The new Primary nursery manual, when used with inspiration and testimony, will help parents and Primary leaders worldwide teach young children, such as Charlie and Sam, the gospel of Jesus Christ. ■

NOTE

1. Glenn J. Doman, quoted in Thomas S. Monson, “Constant Truths for Changing Times,” *Liahona* and *Ensign*, May 2005, 19.



Nursery-age children thrive in an atmosphere of love and the light of the gospel.



BEHOLD YOUR LITTLE ONES

Parents can purchase the manual (item no. 37108) to use in family home evening and to learn more about how best to teach young children.

