

CHRISTMAS Workshop

Be sure to get an adult's help.



Snow Painting

Make colorful artwork in the snow! Here's how: Fill a few plastic bottles with water. Squeeze 8-10 drops of food coloring into the water (use a different color for each bottle). Take the bottles outside and pour the colored water into the snow. Try "painting" clothes onto a snowman! Or use chalk to draw colorful snowmen on the sidewalk!

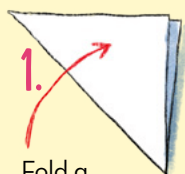
Sticky Shepherd

By Val Chadwick Bagley

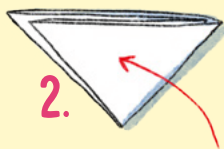
1. Glue a cotton ball to the top of a large craft stick.
2. Cover the cotton ball with a small piece of fabric and tie a string around it to make the shepherd's hat.
3. Wrap another piece of fabric around the craft stick and tie a string around the middle to make the shepherd's clothes.
4. Draw two eyes and glue on a cotton-ball beard.
5. Bend a pipe cleaner into a crook and slide it into the shepherd's belt.



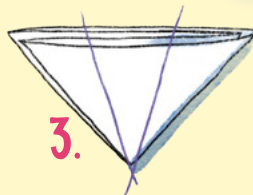
Perfect PAPER Snowflake



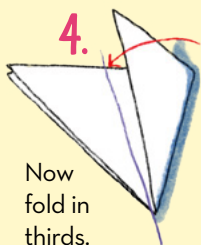
1. Fold a square in half.



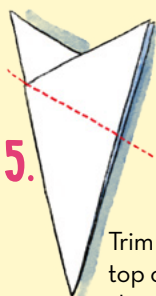
2. Now in half again.



3.




4. Now fold in thirds.



5.

Trim the top off at a slant.



6.

Cut out any shapes you want.



7.

Try making some cotton-ball sheep to go with it!

Don't cut all the way across.



If it didn't turn out how you wanted, just get another paper and try again!



CUCUMBER WREATHS

With an adult's help, slice a cucumber into 1-inch (2-cm) pieces. Scoop out some of the inside with a spoon to make a bowl, and fill it with cream cheese, sour cream, or ranch dressing. Sprinkle finely chopped green veggies around the rim. Finish with a bow made from red bell pepper.

Warm Vanilla Steamer

Tired of hot chocolate? Try this yummy vanilla drink! Heat 4 cups milk and 1/4 cup sugar in small saucepan over medium heat until steaming. Stir in 1 tablespoon vanilla extract and whisk until frothy.



Guacamole Christmas Trees

Guacamole

Red Peppers

Pita Bread

Pretzel Stick

