

You can use this lesson and activity to learn more about this month's Primary theme.

JESUS CHRIST

Teaches Me to Choose the Right

For Tanner, Easter would not be the same this year. His grandpa had died, and Tanner was sad he would never share this special time with him again.

But during Primary, Tanner was reminded that the reason we celebrate Easter is because Jesus lives! When He was resurrected, His spirit

was forever reunited with His body, never to experience death again. Tanner learned that because Jesus was resurrected, everyone would be resurrected someday, including his grandpa!

An Easter song filled Tanner with happiness as he sang:
 "Jesus has risen,
 Jesus, our friend.

Joy fills our hearts; He lives again."¹ Tanner wanted to share this good news with everyone. He decided that before Easter, he would place on his neighbors' doorsteps small bundles of spring flowers with scriptures about Jesus's Resurrection. He imagined the smiles on their faces when they found his gift on Easter morning. ■

NOTE

1. "Jesus Has Risen," *Children's Songbook*, 70.



Songs and Scripture

- John 13:15
- Song of your choice about Jesus Christ
- Suggested songs from the *Children's Songbook*: "Jesus Has Risen" (70), "Did Jesus Really Live Again?" (64), "He Died That We Might Live Again" (65), "Easter Hosanna" (68–69)

LEFT: ILLUSTRATIONS BY SIMINI BLOCKER; PAINTING BY PAUL MANN © 1999 IRI; RIGHT: CHRIST AND THE BOOK OF MORMON CHILDREN, BY DEL PARSON © 1995; THE RESURRECTION, BY HARRY ANDERSON © IRI; DETAIL FROM JESUS CHRIST VISITS THE AMERICAS, BY JOHN SCOTT © IRI; THE ASCENSION, BY HARRY ANDERSON © IRI; CHRIST APPEARING IN THE WESTERN HEMISPHERE, BY ARNOLD FRIBERG © 1951 IRI; BEHOLD MY HANDS AND FEET, BY HARRY ANDERSON © IRI; BRING FORTH THE RECORD, BY GARY L. KAPP © 1999; MAY NOT BE COPIED; GO YE THEREFORE AND TEACH ALL NATIONS, BY HARRY ANDERSON © IRI

CTR Activity

Where in the World?


After Jesus Christ was resurrected, He visited people not only in the Jerusalem area but also the righteous people in the Americas as well. As a family, draw a line from each picture to the land (Jerusalem or the Americas) where it happened. Take turns reading the scriptures to learn more about what happened in the pictures.



J e r u s a l e m



Jesus blesses the children
3 Nephi 17:11–25




Jesus appears to
Mary Magdalene
John 20:14–18



Jesus teaches in the
Americas
3 Nephi 11:8–11



Jesus ascends into heaven
Acts 1:9–11



Jesus appears to
the righteous people
3 Nephi 11:1–8



Jesus shows His wounds
to His Apostles
Luke 24:36–40



Jesus asks for the
Nephite records
3 Nephi 23:7–13

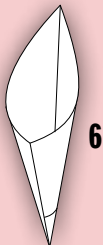
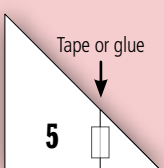
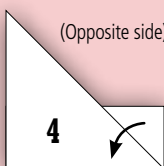
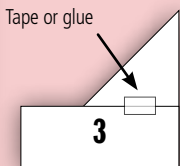
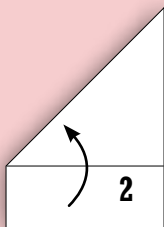
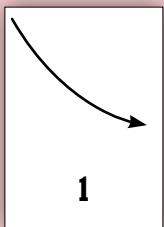


Jesus appears to
His Apostles
Matthew 28:16–20

Just You

You can make your own Easter bundles like Tanner. Use a rectangular piece of white or colored paper and follow the steps below. Fill the cone with small flowers or treats to surprise a friend or family member!

123456



A m e r i c a s

