

# HEAVENLY FATHER BLESSES ME THROUGH THE PRIESTHOOD

## INTRODUCTION FOR THE TEACHER

To prepare yourself spiritually to teach this lesson, please read and ponder the following:

The priesthood is the power and authority of God. God gives this authority to worthy male members of the Church ages 12 and older so that they can act in His name to bless others. The ordinances of the gospel, such as baptism and confirmation, the sacrament, and others, are performed by the authority of the priesthood (see D&C 13; 20:73–79; 84:19–22). All members of the Church benefit from the priesthood.

## PREPARATION

Mark pages 26 and 114 in this manual so that you can turn to them easily.

## LEARNING ACTIVITIES

Begin with a gathering activity. For ideas, see page 3.

*Prayer* Invite a child to give the opening prayer.

*Doctrinal Instruction* Tell the children that the priesthood is God’s power; God gives the priesthood to older boys and men so that they can bless their families and others. Have the children say “priesthood.” (*Note:* During this lesson, be sensitive to the feelings of children in the nursery who do not have a father in their homes or whose fathers do not hold the priesthood.)

*Pictures* Show the picture on page 118 and invite the children to pretend to hold a baby. Explain that babies can be blessed and given a name by men who have the priesthood. Invite the children to say “priesthood.”

Show the illustration on page 119 of a blessing for the sick. Tell the children that a person who has the priesthood can bless those who are sick so that they can feel better. Turn to the picture on page 26. Point to Jesus and explain that in this picture Jesus is blessing someone who is blind. Invite the children to say “priesthood.”

Show the picture on page 114. Remind the children that we take the sacrament each Sunday. Explain that it is prepared, blessed, and passed by those who have the priesthood. Invite the children to say “priesthood.”

*Song* Invite the children to hold hands and walk in a circle while you sing or say the following words from “Love Is Spoken Here” (*Children’s Songbook*, 190):

Mine is a home where every hour is blessed by the strength of  
priesthood power.

*Conclusion* Share your testimony that Heavenly Father blesses us through the priesthood.

*Prayer* Invite a child to give the closing prayer.



## TEACHING TIPS

**Doctrinal instruction:** This section is intended to help the children gain a very basic understanding of the gospel. Some of them may not understand everything you say, but they will become familiar with the language of the gospel and build a foundation for things they will learn later in life.

**Young children** have varied language abilities (see *Teaching, No Greater Call*, 110–11). To help younger children repeat words from the lesson, in a gentle tone say something like, “Can you say *priesthood*? Say *priesthood* with me,” and wait for a response. If the child does not respond, lovingly repeat the invitation, but do not pressure him or her. Even by only listening, children can learn from the lesson.

## OPTIONAL ACTIVITIES

**PREPARATION** *For the guest activity:* Arrange for a father who blessed his baby recently to bring his baby to the nursery class and talk about his experience.  
*For the flip book:* Copy the illustration on page 119. Color if desired.  
Cut along the solid lines and fold along the dotted line.

**Activity Verses** Recite any or all of the following activity verses and invite the children to join you. After each verse, remind the children that the priesthood blesses our lives.

*Baby blessing (display the picture on page 118):*

Daddy holds the baby (*pretend to hold baby in arms*)  
So very tenderly  
To bless and name through priesthood power.  
He loves our family! (*hug self*)

*Blessing for the sick (point to the illustration on page 119):*


When I am sick, I can be blessed (*point to self*)  
By righteous priesthood men.  
I feel at peace, and I have faith (*put hands on heart*)  
That I'll be well again.

*Sacrament (display the picture on page 114):*

Quietly I eat the bread (*pretend to eat bread*)  
And drink the water too. (*pretend to drink water*)  
I fold my arms and think of Jesus— (*fold arms*)  
That's what I should do. (*nod head up and down*)  
[M. W. Verbica, "The Sacrament," *Friend*, Feb. 1995, 17]

**Guest** Introduce your guest to the children. Explain to them that he has the priesthood and that he used the priesthood to bless his baby. Ask the father questions such as, "Do you have the priesthood?" "What is your baby's name?" "What did you say when you blessed your baby?" "How will you use the priesthood to bless your baby as he [or she] grows older?"

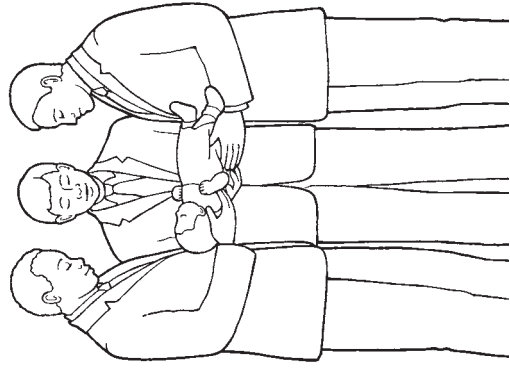
**Flip Book** Show the children the flip book you prepared. Lift the first flap, read the caption, and have the children say it with you. Repeat for each flap.



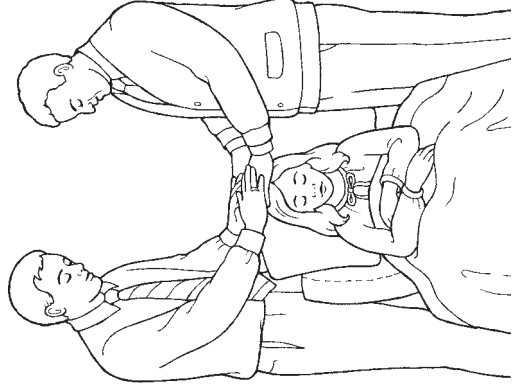
## TEACHING TIPS

**Review:** Children love stories, songs, pictures, and activities that they have seen and heard before. Sing songs or do activity verses from this lesson or previous lessons at any time during the nursery class. This review will help them remember the gospel principles you have taught.

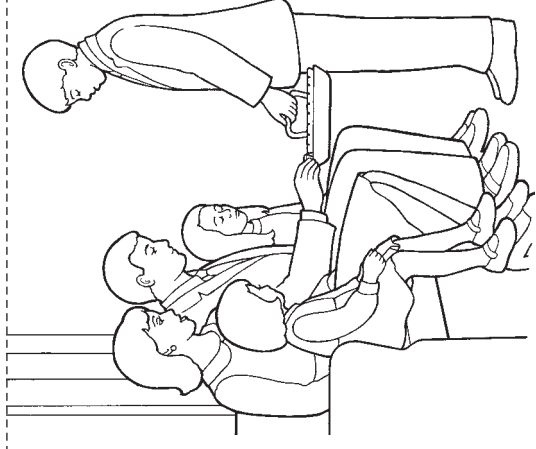




Baby Blessing



Blessing for the Sick



Sacrament

# Heavenly Father Blesses Me through the Priesthood