

24

I WILL FOLLOW THE PROPHET

INTRODUCTION FOR THE TEACHER

To prepare yourself spiritually to teach this lesson, please read and ponder the following:

A prophet is a man who has been called by God to speak for Him. Prophets receive God's word by revelation and are then commanded to preach to the people (see Amos 3:7; 1 Nephi 22:2; D&C 1:38; Bible Dictionary, "Prophet," 754). We are blessed to be led by living prophets. Like the prophets of old, prophets today testify of Jesus Christ and teach His gospel. Their teachings are the mind and will of the Lord.

PREPARATION

Bring a picture of the current President of the Church, if available.

LEARNING ACTIVITIES

Begin with a gathering activity. For ideas, see page 3.

Prayer Invite a child to give the opening prayer.

Game Invite the children to play "follow the leader" with you. Choose a child to walk, clap, or do some other action. Tell the other children to follow the first child, doing what he or she does. Continue until each child who wants a turn to be the leader has had one. Ask the children to follow you to the lesson area, and have them sit down.

Doctrinal Instruction Tell the children that we have a special leader to follow, our prophet. Explain that a prophet is a man who speaks with God—God tells the prophet what we should do. Tell the children that if we follow the prophet, we will be happy and Heavenly Father will bless us. Explain that to follow the prophet means to do the things he tells us to do.

Pictures Show the picture of Joseph Smith (page 102). Say, "This is the Prophet Joseph Smith. Heavenly Father and Jesus talked to Joseph Smith." Hand the picture to a child to hold. Tell the children one thing the Prophet Joseph Smith taught us to do, such as read the scriptures. Have the children pretend to read the scriptures, and invite them to say, "Follow the prophet." Hand the picture to another child and repeat the activity, acting out something else the Prophet taught, such as praying, eating good foods, and so on. After each action, have the children say, "Follow the prophet." Continue until each child has had a chance to hold the picture.

Show a picture of the current President of the Church, if available. Tell the children his name and some of the things he has taught us to do. Explain that when we do these things, we will be blessed.

Role Play Invite the children to act out ways we can follow the prophet.



TEACHING TIPS

Introduction for the teacher: Before preparing a lesson, take a moment to prepare yourself spiritually. For example, you can read the introduction at the beginning of the lesson, including the scriptures listed. Studying the doctrines in the lesson can help you be receptive to the promptings of the Spirit as you prepare the lesson and as you teach it to the children. (See *Teaching, No Greater Call*, 14.)

Song Invite the children to march around the room with you as you sing or say the words to the chorus of “Follow the Prophet” (*Children’s Songbook*, 111):

Follow the prophet, follow the prophet,
Follow the prophet; don’t go astray.
Follow the prophet, follow the prophet,
Follow the prophet; he knows the way.

Invite the children to sing with you. Repeat, allowing the children to take turns leading the marching. Explain that to go astray means to do wrong things.

Conclusion Tell the children that you know that when we follow the prophet, we will be blessed. Have the children say, “I will follow the prophet,” a few words at a time.

Prayer Invite a child to give the closing prayer.

OPTIONAL ACTIVITIES

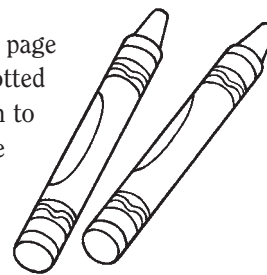
PREPARATION *For the figures activity and the guessing game:* Copy and cut out the figures on page 103. Color if desired. Fold along the dotted lines to make stand-up figures.

For the coloring activity: Copy and cut out the figures on page 103 for each child to color.

Figures Tell the children that you are going to help them learn about some prophets who lived long ago. Place the four stand-up figures on the floor or on a table. Have the children take turns choosing one of the figures. Tell the children the prophet’s name and read the caption. Invite the children to repeat a key word from the caption, such as “pray,” “baptized,” “obey,” and “scriptures.” Repeat until each child who wants a turn has had one.

Guessing Game Have the children cover their eyes or turn their backs while you put the stand-up figures somewhere in the room. Make sure they are easily seen. Ask the children to look for the figures. When they find one, have them bring it back to the lesson area. Tell the children the prophet’s name and read the caption to them. This activity is especially appropriate for older children.

Coloring Let the children color a copy of the figures on page 103. When they are finished, fold along the dotted lines to make stand-up figures for the children to take home. If you don’t have time to make the figures during the nursery class, ask the children’s parents to do it at home.




TEACHING TIPS

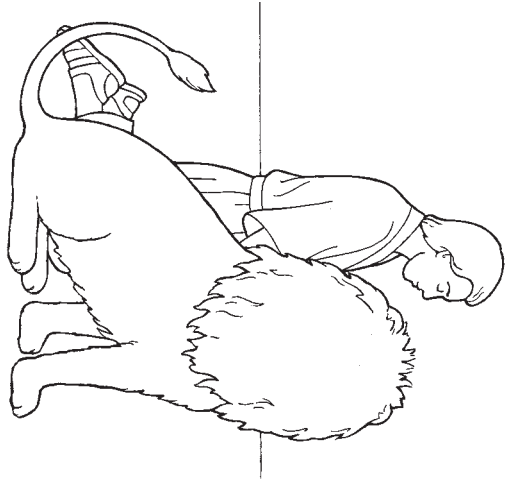
Optional activities are provided for you to add to the lesson if desired. If the supplies needed are not available to you, you may substitute something similar.

Figures: The children might also enjoy hearing stories about these prophets. Use Daniel 6:4–23 (Daniel in the lions’ den), Matthew 3:13–16 (John the Baptist baptizes Jesus), Helaman 13:2–4; 16:1–3 (Samuel the Lamanite), and the introduction to the Book of Mormon (Joseph Smith translates the gold plates). Remember to keep the stories very simple and brief.

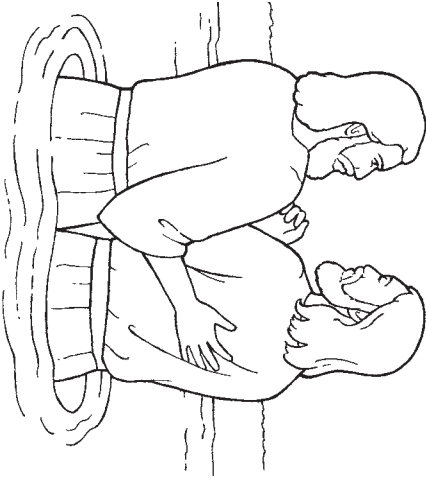
Guessing game: Young children are naturally curious and might not cover their eyes or turn their backs. They will still enjoy watching you hide the figures and then running to get them when you tell them to.




I will follow the prophet.



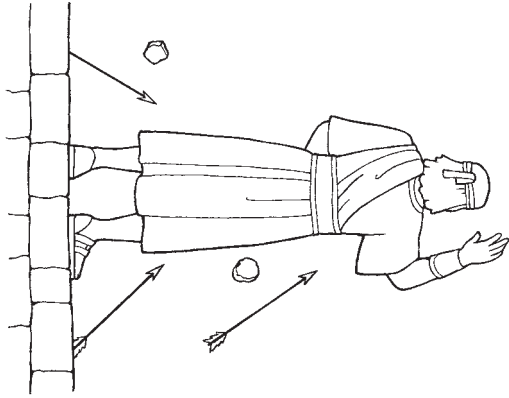
I will follow the prophet.



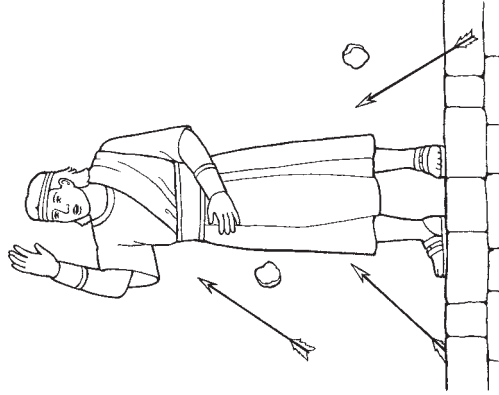
Daniel taught us that we should pray.



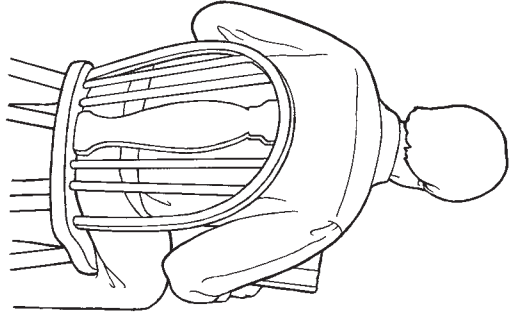
I will follow the prophet.



Samuel the Lamanite taught us to obey Heavenly Father.



I will follow the prophet.



Joseph Smith taught us to read the scriptures.

