

INTRODUCTION FOR THE TEACHER

To prepare yourself spiritually to teach this lesson, please read and ponder the following:

The Church of Jesus Christ of Latter-day Saints accepts the Bible, the Book of Mormon, the Doctrine and Covenants, and the Pearl of Great Price as scripture. The purpose of the scriptures is to testify of Jesus Christ, helping us come unto Him and receive eternal life (see 2 Nephi 25:26; Helaman 3:29–30). The scriptures also contain stories about people who were blessed for obeying Heavenly Father. Nephi expressed his love for the scriptures in this way: “My soul delighteth in the scriptures, and my heart pondereth them” (2 Nephi 4:15).

PREPARATION

- Read Mark 10:13–16 and 1 Nephi 17:7–10; 18:1–4. Be prepared to summarize these stories briefly for the children.
- Bring your copy of the scriptures.
- Mark page 70 in this manual so that you can turn to it easily.

LEARNING ACTIVITIES

Begin with a gathering activity. For ideas, see page 3.

Prayer Invite a child to give the opening prayer.

Doctrinal Instruction Show the children your scriptures and tell them how much you love the scriptures. Invite the children to say “scriptures.” Tell them that we learn about Heavenly Father and Jesus Christ from the scriptures; we learn that They love us and want us to be happy.

Scripture Stories Display the picture on page 98 and point to Jesus. Explain that the scriptures teach us about Jesus. Open the Bible and briefly summarize the story of Jesus blessing the children (see Mark 10:13–16). The following is an example:

Jesus loves children. One day some people brought their little children to Jesus (*point to the children in the picture*). He took them in His arms and blessed them.

Display the picture on page 70. Explain that the scriptures tell us about people who were blessed when they obeyed Heavenly Father. Open the Book of Mormon and briefly summarize the story of Nephi building a ship (see 1 Nephi 17:7–10; 18:1–4). The following is an example:

This is Nephi (*point to Nephi in the picture*). The Lord told Nephi to build a ship. Nephi had never built a ship before, but he obeyed. The Lord showed him how to build the ship. (*Have the children pretend to build a ship.*)

Song Sing or say the chorus to “Search, Ponder, and Pray” (*Children’s Songbook*, 109) and do the actions below. Invite the children to join you.

Search, (*pretend to open the scriptures*)
ponder, and pray (*fold arms*)
Are the things that I must do. (*point to self*)



TEACHING TIPS

Scriptures: “When you teach children, you should use the scriptures frequently and find ways to have the children become comfortable using the scriptures” (*Teaching, No Greater Call*, 59). Help them become familiar with the people and the stories in the scriptures. Help them see that what you teach them comes from the scriptures.

Songs: When singing or reciting a verse to children, memorize the words and actions. This will enable you to maintain eye contact and show them your enthusiasm for the activity.

The Spirit will guide, and, deep inside,
I'll know the scriptures are true. (*pretend to hold an open book*)

Conclusion Have the children repeat the phrase, "I love the scriptures." Share your love for the scriptures and your testimony that they are true.

Prayer Invite a child to give the closing prayer.

OPTIONAL ACTIVITIES


PREPARATION *For the puppet activity:* Copy and cut out the figures on page 99 for each child and make an additional copy for yourself. Tape or glue a stick to the back of each figure to make stick puppets.

Puppet Activity Let the children color the figures you have cut out. When they are finished, hold up your Adam and Eve puppet and invite the children to hold up theirs. Ask them to say "Adam and Eve." Open the Old Testament and tell the children that the scriptures tell us Adam and Eve were the first people on earth; they lived in the Garden of Eden. Have the children pretend to make their puppets walk in the garden.



Hold up your Noah puppet and invite the children to hold up theirs. Ask them to say "Noah." Tell them that the scriptures tell us Noah built an ark and gathered animals into his ark. Have the children pretend to be animals.

Hold up your Moses puppet and invite the children to hold up theirs. Ask them to say "Moses." Tell them that the scriptures tell us the Lord gave Moses 10 commandments. Invite the children to hold up 10 fingers while you count to 10.



Activity Verse Recite the following activity verse and invite the children to join you:

Teach me the scriptures; (*pretend to read scriptures*)
They tell me the truth. (*point to self*)
Teach me how prophets obey.
Teach me the scriptures; (*pretend to read scriptures*)
I must know the truth. (*point to self*)
Teach me so I'll know the way.

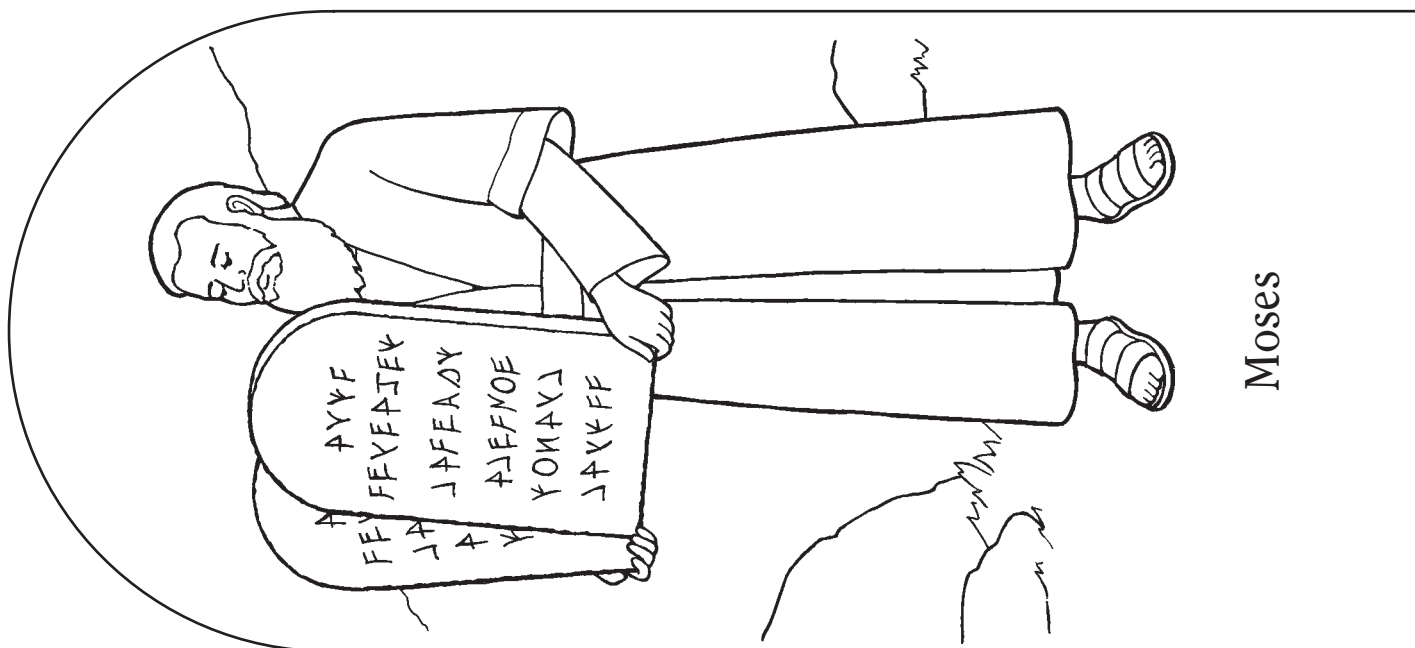
TEACHING TIPS

Coloring: While the children are coloring, tell them about the people in the illustrations. Explain that the scriptures tell us true stories about these people and many others who obeyed Heavenly Father.


If you prefer, you could wait to assemble the children's stick puppets until after they have colored the illustrations. Or you could let the children take the illustrations home for their parents to assemble.

Activity verses: You can use activity verses at any time during the nursery class, whenever the children need to move around, or when you need to engage their attention. They are also a good way to review principles you have taught previously.





Moses



Noah



Adam and Eve