

22

THE BOOK OF MORMON TEACHES ME ABOUT JESUS CHRIST

INTRODUCTION FOR THE TEACHER

To prepare yourself spiritually to teach this lesson, please read and ponder the following:

The Book of Mormon is a powerful witness of Jesus Christ. It contains the testimony of ancient prophets who foresaw His coming and understood His mission. It also contains a record of His visit to the Americas shortly after His Resurrection (see 3 Nephi 11–27). The main purpose of the Book of Mormon is to convince all people “that Jesus is the Christ, the Eternal God, manifesting himself unto all nations” (title page of the Book of Mormon; see also 1 Nephi 13:40–41; 2 Nephi 25:26; 33:10–11).

PREPARATION

- Mark pages 22, 94, and 126 in this manual so that you can turn to them easily.
- Bring a copy of the Book of Mormon.

LEARNING ACTIVITIES

Begin with a gathering activity. For ideas, see page 3.

Prayer Invite a child to give the opening prayer.

Song Sing the chorus of “Search, Ponder, and Pray” (*Children’s Songbook*, 109) and do the actions below. Invite the children to join you.

Search, (*pretend to open a book*)

ponder, (*point to head*)

and pray (*fold arms*)

Are the things that I must do. (*point to self*)

The Spirit will guide, and, deep inside, (*put hand on chest*)

I’ll know the scriptures are true. (*point to head*)

Pictures Hold up the Book of Mormon. Tell the children, “This is the Book of Mormon. The Book of Mormon teaches us about Jesus.” Invite the children to say “Book of Mormon.” Open the Book of Mormon and place it in front of you.

Display the picture of the Nativity (page 126 of this manual). Point to the Book of Mormon and tell the children that the Book of Mormon teaches that Jesus Christ came to earth.

Display the picture of Jesus healing the Nephites (page 94). Point to the Book of Mormon and tell the children that the Book of Mormon teaches that Jesus healed people who were sick.

Display the picture of Jesus blessing the Nephite children (page 22). Point to the Book of Mormon and tell the children that the Book of Mormon teaches that Jesus blessed the children.

Conclusion Have the children say, “The Book of Mormon teaches me about Jesus Christ,” a few words at a time. Tell them that you know the Book of Mormon is true.

Prayer Invite a child to give the closing prayer.



TEACHING TIPS

Preparation: If you are well prepared with stories, pictures, and games before the nursery class begins, you will be able to focus your attention on the children. Prayerfully seek the guidance of the Spirit as you prepare to teach.

Songs: You can use Primary songs in almost any lesson to introduce or summarize an idea. Primary songs help children learn and remember gospel principles. They also allow children to bear their testimonies simply and beautifully.


Scriptures: Opening the scriptures and pointing to them while you are teaching helps the children understand that the stories of Jesus come from the scriptures.

OPTIONAL ACTIVITIES

PREPARATION *For the bag game:* Copy the illustrations on page 95.

Cut along the dotted lines. Put the pictures in a bag or other container.

For the book: Make a copy of page 95 for each child to color.



Activity Verse Recite the following activity verse and invite the children to join you:

Read the Book of Mormon. (*start with hands together, then open like a book*)

Read it every day.

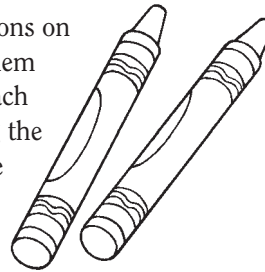
Before you start to study, (*point to head*)

Don't forget to pray. (*fold arms*)

[Terri Clark, "Read the Book of Mormon," *Friend*, Mar. 2004, 11]

Bag Game Ask a child to choose an illustration from the bag or container. Read the caption on the illustration to the children. Repeat until each child who wants a turn has had one.

Book Let each child color a copy of the illustrations on page 95. While they are coloring, talk to them about the illustrations. Point to Jesus in each picture. When they are finished, fold along the dotted lines to make a book. Then read the book to the children.



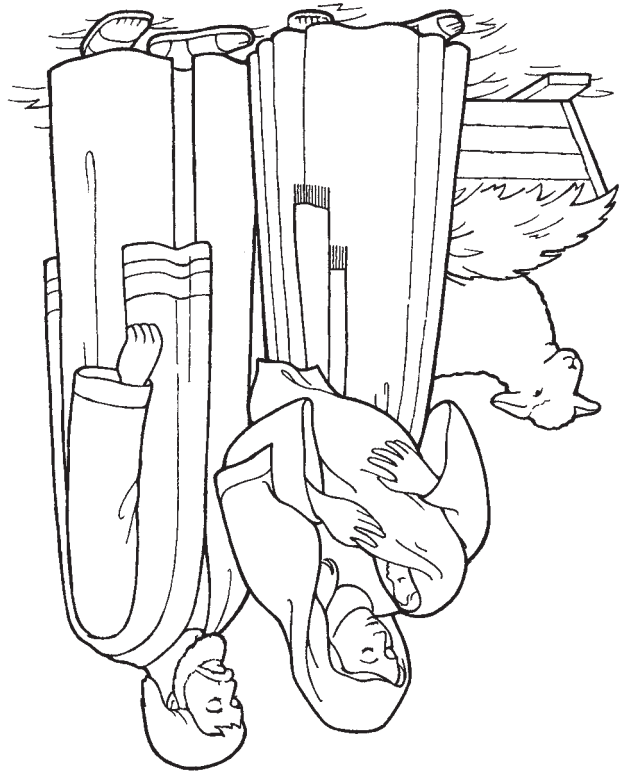
TEACHING TIPS

Activities: Keep the children engaged by using a variety of activities. This is probably the best way to prevent disruptive conduct. (See *Teaching, No Greater Call*, 72, 80.)


Young children are easily distracted. While one nursery leader is teaching or leading an activity, the other nursery leader can help direct the children's attention to the activity. Giving a child something to hold can also help him or her stay actively involved in the activity.




The Book of Mormon teaches that Jesus came to earth
(see Alma 7:10-12).



The Book of Mormon teaches that Jesus healed the sick
(see 3 Nephi 17:7-10).



The Book of Mormon Teaches Me about Jesus Christ



The Book of Mormon teaches that Jesus blessed the
children (see 3 Nephi 17:21-24).

