

Behind the Scenes of the *Friend*

By Megan Withers Roxas


Do you eagerly wait for the *Friend* to come in the mail each month? Many children around the world love getting the *Friend* each month—just like you! But have you ever wondered how the magazine is created before it is delivered? Matt and Mandy will give you the inside scoop on this behind-the-scenes tour!



Who writes the *Friend*?

Parents, grandparents, and Primary leaders write many of the stories in the *Friend*. They submit their story or poem, and the staff members of the *Friend* read and discuss it. If the staff feels it is something that you would like to read, the story is selected to be published in a future issue of the magazine. The *Friend* staff also writes articles, including some of the Funstuff activities and puzzles.

The letters, poems, and drawings children send are also a very important part of the magazine. The *Friend* loves hearing from you!



Austin J., 7, Oregon

The *Friend* is great to use for family home evening lessons!

Once a month, the staff members have a meeting to decide what will appear in the magazine. Every meeting begins with a prayer to invite the Spirit to help the staff know what should be in the magazine. Heavenly Father loves each of you, and He helps the staff know how to make the magazine the best for you.



How does the *Friend* staff decide what will appear in each month's issue?

« The *Friend* receives hundreds and hundreds of stories, poems, photos, and drawings each year!



Dear friends,
I am going to tell
you about a story
called "So-Rice"
and I want to make
my family
I was making
make it I made one
r my mom
do you want to
your whole to
of potatoes?
said yes and I
inside
page 6.



Who makes sure the magazine doesn't have misspelled words or other errors?



After the stories, games, and activities are selected, they are reviewed and edited several times by the staff. One person—called the **copyeditor**—makes sure there are no commas in the wrong place or misspellings. When the text is complete, it is reviewed by General Authorities and other staff assigned to work with the *Friend*.



How is the Friend designed and the art illustrated?



When the *Friend* designers receive the edited articles, they read them and sketch possible designs for the articles. They do this in a special computer program. The designers then assign themselves or freelance artists to create the final illustrations. The final art is put in place in the magazine and then sent to General Authorities for review.



When the magazine is ready to be printed, it is sent to the Church's print center in Salt Lake City, Utah. A very large machine called a **web press** prints the *Friend*. First the cover is printed and folded, then a 32-page section, then a 16-page section. Another machine then takes the cover and inside pages and "saddle stitches" (staples) them together and trims them to size. The magazine is then ready to be delivered to your mailbox!

How is the magazine printed?



You could share your Friend with a nonmember friend.