

Experience the Power of FamilySearch Tools and Find Your Ancestors Today!

Finding your ancestors among the billions of records on FamilySearch.org is easier than ever before with three helpful tools.

1. Search for Records

Manually search for deceased ancestors in historical records to uncover vital information from their lives.

Search Historical Records

Search for a deceased ancestor in historical records to uncover vital information from their life.



Deceased Ancestor's Name

First Names Last Names

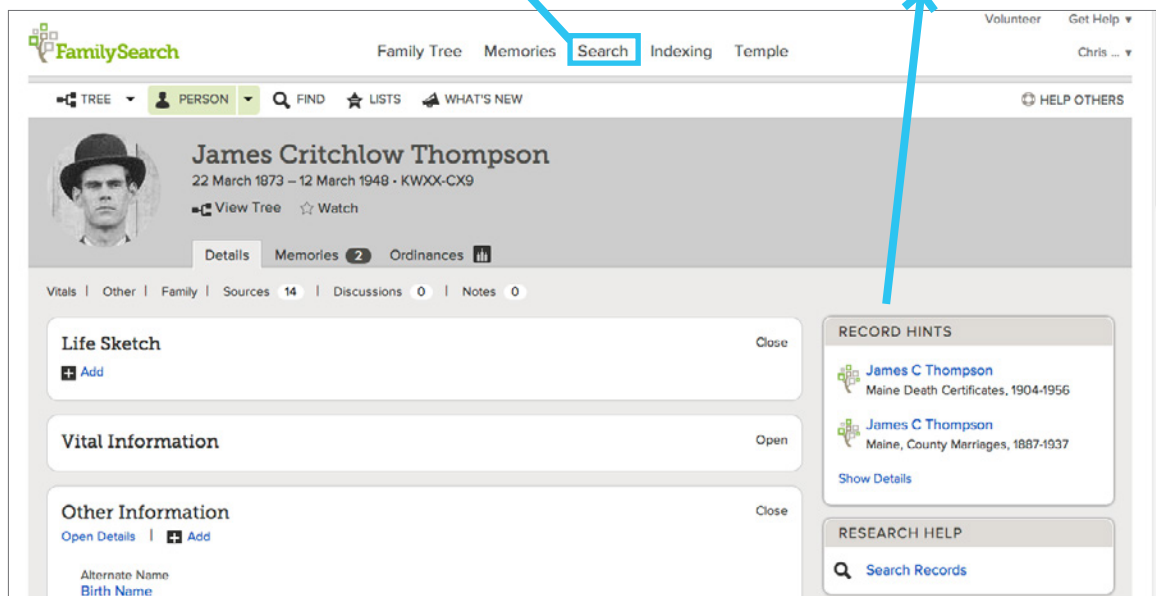
2. Record Hints

FamilySearch.org finds indexed records for you that may be related to your family. The best matches based on family tree data are displayed here.

RECORD HINTS

-  **James C Thompson**
Maine Death Certificates, 1904-1956
-  **James C Thompson**
Maine, County Marriages, 1887-1937

[Show Details](#)




The screenshot shows the FamilySearch.org interface for a person's profile. The profile is for James Critchlow Thompson, born 22 March 1873 and died 12 March 1948. The 'SEARCH' button in the top navigation bar is highlighted with a blue box. A blue arrow points from this box to the 'RECORD HINTS' section on the right side of the profile page. Another blue arrow points from the 'RECORD HINTS' section to a callout box above it. A third blue arrow points from the 'RESEARCH HELP' section at the bottom right to a callout box below it.

3. Search Records

Clicking Search Records starts a search of historical records based on the data in the Family Tree record. Results are ranked by closest match.

RESEARCH HELP

 [Search Records](#)