

Find Names and Strengthen Your Family

With *My Family: Stories That Bring Us Together* Booklet

“Any work you do in the temple is time well spent, but receiving ordinances vicariously for one of your own ancestors will make the time in the temple more sacred, and even greater blessings will be received.”

(Richard G. Scott, “The Joy of Redeeming the Dead,” *Ensign or Liahona*, Nov. 2012, 93–94)

Start with Your Family!

Get started with family history.

1. Talk to your family members.
2. Write stories and key dates in the *My Family: Stories That Bring Us Together* booklet or online.
3. Find ancestors who need their temple work done.
4. Take your ancestors’ names to the temple.

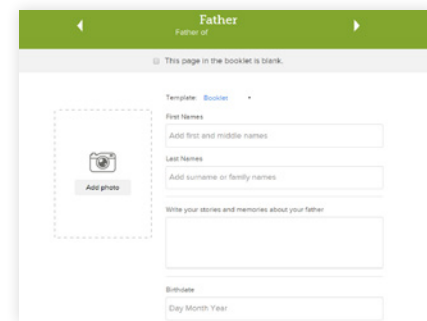
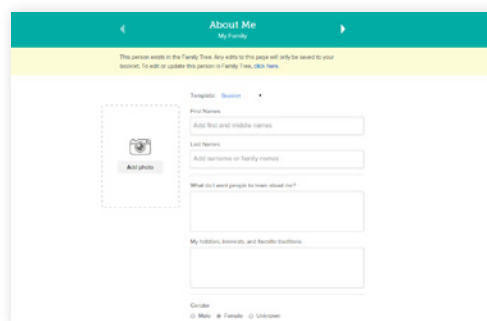


“The single most important thing you can do for your family may be the simplest of all: develop a strong family narrative.”


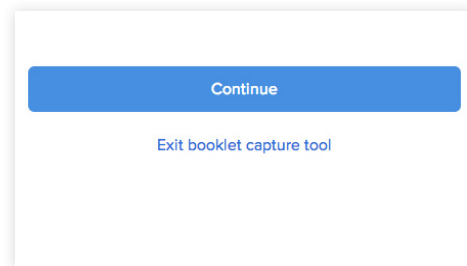
Bruce Feiler, “The Stories That Bind Us,” *The New York Times*, March 2013.

Enter Your Names in Family Tree

1. Go to FamilySearch.org/myfamily, and click **Get Started**.
2. Enter information about yourself.
3. Enter information about your ancestors.



4. At any time, you can exit the booklet.
5. FamilySearch.org will tell you about any temple opportunities that exist for the family members you have already put in the system.
6. Go to the **Ordinances** tab on the person page of any qualified ancestors to reserve their names for temple work.
7. Take these names to the temple, or share them with others so they can take them to the temple (when possible, go as a family).
8. Teach your family and then teach others about the blessings of participating in family history.



References:

1 Nephi 5:14, 17
Order *My Family: Stories That Bring Us Together* booklet at store.lds.org.
Bruce Feiler, “The Stories That Bind Us,” *New York Times*, Mar. 15, 2013,
nytimes.com/2013/03/17/fashion/the-family-stories-that-bind-us-this-life.html